



# HSCC 70s ROAD SPORTS

Production Sports, GT and two door Coupe cars built or  
road-registered 1970-1979

CCRC Autumn Classic  
Castle Combe

21<sup>st</sup> / 22<sup>nd</sup> September 2024

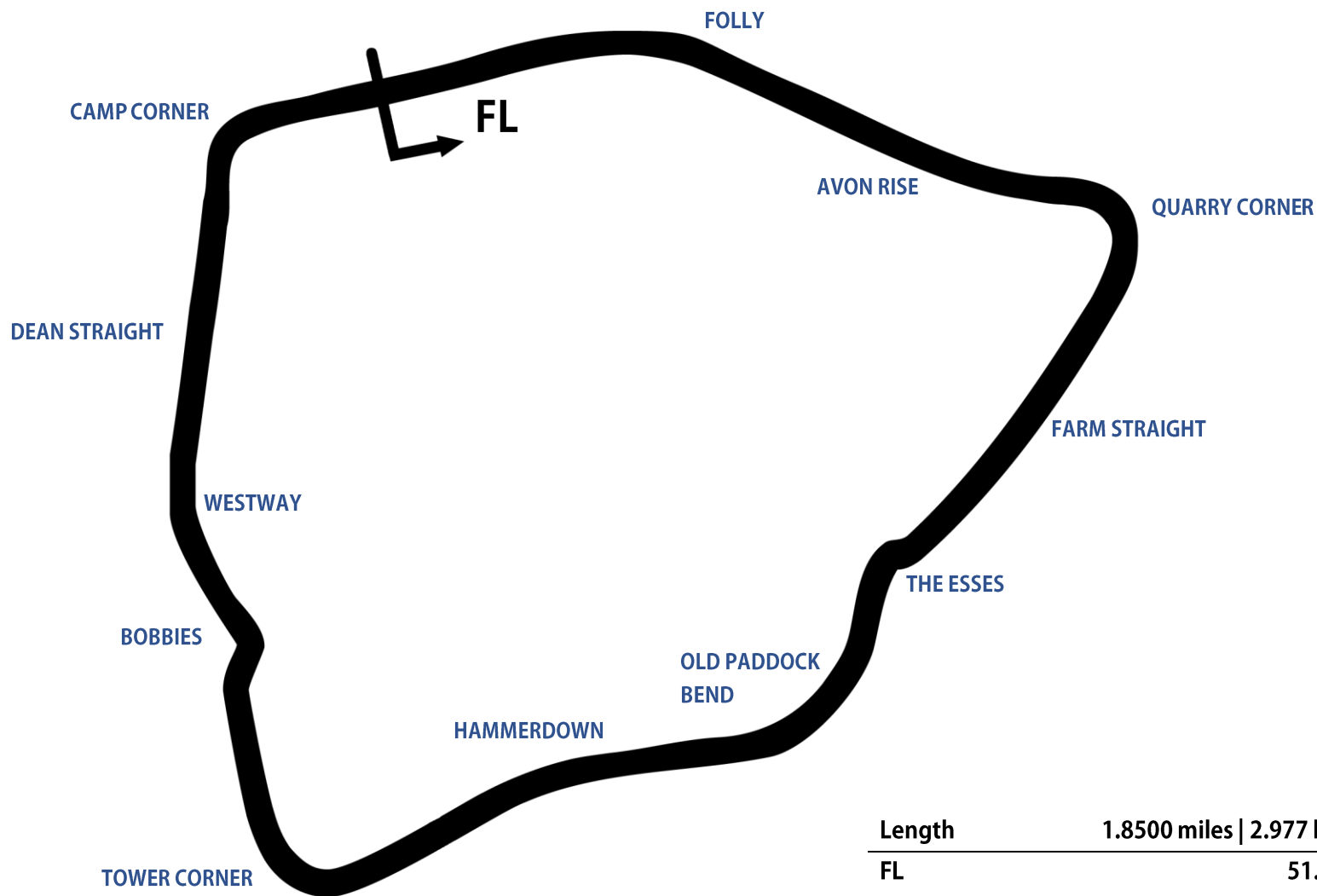


Timing & Results Provided by Timing Solutions Ltd

[www.tsl-timing.com](http://www.tsl-timing.com)

# Castle Combe Circuit

Upper Castle Combe, Chippenham, UK



Length	1.8500 miles   2.977 km   2977.3m		
FL		51.4927 N	2.2160 W
Pit Entry	110m before FL	51.4928 N	2.2185 W
Pit Exit	162m after FL	51.4934 N	2.2141 W
Pit Entry - Pit Exit	272m, 19.6s @ 50kph, 16.3s @ 60kph		

# HSCC 70's Road Sports & Historic Road Sports Championship

## QUALIFYING - RACE 14 - CLASSIFICATION

POS	NO	CL	PIC	NAME	ENTRY	TIME	ON	LAPS	GAP	DIFF	MPH
1	9	70B	1	Julian BARTER	TVR 3000M	1:28.760	4	6			75.03
2	30	70B	2	John WILLIAMS	Porsche 911SC	1:31.540	8	9	2.780	2.780	72.75
3	2	70A	1	Adam BAGNALL	Jaguar E-type S2 FHC	1:31.717	2	2	2.957	0.177	72.61
4	22	70C	1	James DEAN	Lotus Elan S4	1:31.750	8	8	2.990	0.033	72.58
5	81	C	1	Adrian RUSSELL	Lotus Elan S2	1:34.560	7	8	5.800	2.810	70.43
6	36	C	2	Frazer GIBNEY	Lotus Elan S1	1:35.585	7	7	6.825	1.025	69.67
7	11	70C	2	Howard PAYNE	Lotus Europa TC	1:38.121	3	8	9.361	2.536	67.87
8	49	70D	1	Peter HORE	Porsche 924	1:38.243	7	8	9.483	0.122	67.79
9	94	HTE	1	Steve PLATTS	Singer Chamois	1:38.694	5	6	9.934	0.451	67.48
10	23	70D	2	John William MORTON	Alfa Romeo 2000 GTV	1:39.554	6	8	10.794	0.860	66.89
11	57	70D	3	Mark OLDFIELD	Lancia Beta	1:39.580	5	7	10.820	0.026	66.88
12	66	C	3	Jonathan STRINGER	Lotus Seven S2	1:39.943	7	8	11.183	0.363	66.63
13	1	70C	3	Mark LEVERETT	Lotus Elan S4	1:40.133	6	8	11.373	0.190	66.51
14	54	HTC	1	Neil WOOD	Ford Anglia 105E	1:40.142	6	8	11.382	0.009	66.50
15	77	70I	1	Edward BAKER	TVR 5000M	1:40.892	4	6	12.132	0.750	66.01
16	28	70D	4	Simon BAINES	Porsche 924	1:41.188	6	7	12.428	0.296	65.81
17	230*	HTK3	1	Martyn ARMSTRONG	Morris Mini Cooper S	1:41.397	6	8	12.637	0.209	65.68
18	137	70C	4	Nic STRONG	Lotus Europa	1:41.656	7	7	12.896	0.259	65.51
19	166	70I	2	Ben BRAIN	Alfa	1:41.833	4	6	13.073	0.177	65.40
20	115	A	1	Michael EAGLES	MG BGT V8	1:42.136	7	8	13.376	0.303	65.20
21	55	70B	3	Stephen BELLERBY	TVR 3000M	1:42.598	4	6	13.838	0.462	64.91
22	62	70D	5	James CHARALAMBIDES	Porsche 924	1:43.585	3	3	14.825	0.987	64.29
23	4	70D	6	Ken RORRISON	Alfa Romeo 2000 GTV	1:44.005	6	7	15.245	0.420	64.03
24	7	70E	1	David TOMKINSON	TVR Vixen S2	1:44.755	6	7	15.995	0.750	63.57
25	45	C	4	ASHDOWN	Lotus Elan S1	1:45.349	1	1	16.589	0.594	63.21
26	190	HTK3	2	Paul OGBORN	Morris Mini Cooper S	1:45.541	5	7	16.781	0.192	63.10
27	50	70C	5	Chris HOLLAND	Lotus Elan S4	1:46.623	6	7	17.863	1.082	62.46
28	131	70A	2	Mark BENNETT	MGB GT V8	1:46.991	1	3	18.231	0.368	62.24
29	10	70C	6	Nigel ASHLEY	Lotus Europa	1:47.133	6	7	18.373	0.142	62.16
30	37	C	5	Mervyn SELWYN	Lotus Elan S3	1:47.211	5	7	18.451	0.078	62.12
31	126	D	1	Dennis PICKETT	MG B	1:48.323	5	7	19.563	1.112	61.48
32	53	C	6	Adrian GILBERT	Lotus Elan S3	1:48.377	6	7	19.617	0.054	61.45
33	85	C	7	Peter MICKLEWRIGHT	Lotus Elan S1	1:49.875	6	6	21.115	1.498	60.61
34	34	70C	7	Justin WILSON	Lotus Seven S4	1:51.841	5	5	23.081	1.966	59.54
35	800	G	1	Tony SIGHE	Honda S800 Coupe	1:53.081	3	7	24.321	1.240	58.89
36	3	70D	7	Peter CONNELL	Porsche 924	1:58.910	2	3	30.150	5.829	56.00
37	61	HTC	2	Brian WEBB	Ford Anglia 105E	2:01.676	1	1	32.916	2.766	54.73

Comments:\*Car 230 requires a working transponders - Regulation Q12.8.1 refers.  
A 30 second penalty may be applied if not working in the race

Weather / Track : Rain / Wet

Date: 22/09/2024 Start: 08:52 Finish: 09:07

These results are provisional until the conclusion of any judicial and technical matters.

Castle Combe: 1.8500 miles

Clerk Of Course: Andy Dee-Crowne

Stewards:

Timekeeper: Peter Knight



# HSCC 70's Road Sports & Historic Road Sports Championship

## QUALIFYING - RACE 14 - LAP ANALYSIS

DIFF = Difference To Personal Best Lap

P1 9 Julian BARTER				
LAP	LAP TIME	DIFF	MPH	TIME OF DAY
1 -	1:33.337	4.577	71.35	09:01:06.648
2 -	1:30.863 (3)	2.103	73.29	09:02:37.511
3 -	1:30.517 (2)	1.757	73.57	09:04:08.028
4 -	<b>1:28.760 (1)</b>	<b>75.03</b>	<b>09:05:36.788</b>	
5 -	1:30.989	2.229	73.19	09:07:07.777
6 -	1:33.869	5.109	70.95	09:08:41.646

P2 30 John WILLIAMS				
LAP	LAP TIME	DIFF	MPH	TIME OF DAY
1 -	1:34.969	3.429	70.12	08:56:21.977
2 -	1:38.394	6.854	67.68	08:58:00.371
3 -	1:36.942	5.402	68.70	08:59:37.313
4 -	1:38.293	6.753	67.75	09:01:15.606
5 -	1:33.460	1.920	71.26	09:02:49.066
6 -	1:32.780 (3)	1.240	71.78	09:04:21.846
7 -	1:31.909 (2)	0.369	72.46	09:05:53.755
8 -	<b>1:31.540 (1)</b>	<b>72.75</b>	<b>09:07:25.295</b>	
9 -	1:36.776	5.236	68.81	09:09:02.071

P3 2 Adam BAGNALL				
LAP	LAP TIME	DIFF	MPH	TIME OF DAY
1 -	1:33.364 (2)	1.647	71.33	09:06:41.028
2 -	<b>1:31.717 (1)</b>	<b>72.61</b>	<b>09:08:12.745</b>	

P4 22 James DEAN				
LAP	LAP TIME	DIFF	MPH	TIME OF DAY
1 -	1:38.353	6.603	67.71	08:57:14.506
2 -	1:37.303	5.553	68.44	08:58:51.809
3 -	1:34.772	3.022	70.27	09:00:26.581
4 -	1:32.998	1.248	71.61	09:01:59.579
5 -	1:31.803 (2)	0.053	72.54	09:03:31.382
6 -	1:34.802	3.052	70.25	09:05:06.184
7 -	1:32.988 (3)	1.238	71.62	09:06:39.172
8 -	<b>1:31.750 (1)</b>	<b>72.58</b>	<b>09:08:10.922</b>	

P5 81 Adrian RUSSELL				
LAP	LAP TIME	DIFF	MPH	TIME OF DAY
1 -	1:37.906	3.346	68.02	08:56:26.778
2 -	1:36.541	1.981	68.98	08:58:03.319
3 -	1:36.243 (3)	1.683	69.20	08:59:39.562
4 -	1:41.208	6.648	65.80	09:01:20.770
5 -	1:42.915	8.355	64.71	09:03:03.685
6 -	1:37.552	2.992	68.27	09:04:41.237
7 -	<b>1:34.560 (1)</b>	<b>70.43</b>	<b>09:06:15.797</b>	
8 -	1:35.948 (2)	1.388	69.41	09:07:51.745

P6 36 Frazer GIBNEY				
LAP	LAP TIME	DIFF	MPH	TIME OF DAY
1 -	1:43.252	7.667	64.50	08:57:23.579
2 -	1:40.300	4.715	66.40	08:59:03.879
3 -	1:38.757 (3)	3.172	67.43	09:00:42.636
4 -	1:36.855 (2)	1.270	68.76	09:02:19.491
5 -	1:46.146 P	10.561	62.74	09:04:05.637
6 -	2:35.169	59.584	42.92	09:06:40.806
7 -	<b>1:35.585 (1)</b>	<b>69.67</b>	<b>09:08:16.391</b>	

DIFF = Difference To Personal Best Lap

P7 11 Howard PAYNE				
LAP	LAP TIME	DIFF	MPH	TIME OF DAY
1 -	1:43.684	5.563	64.23	08:56:55.571
2 -	1:39.931	1.810	66.64	08:58:35.502
3 -	<b>1:38.121 (1)</b>	<b>67.87</b>	<b>09:00:13.623</b>	
4 -	1:38.227	0.106	67.80	09:01:51.850
5 -	1:38.155 (3)	0.034	67.85	09:03:30.005
6 -	1:39.550	1.429	66.90	09:05:09.555
7 -	1:38.138 (2)	0.017	67.86	09:06:47.693
8 -	1:43.241	5.120	64.50	09:08:30.934

P8 49 Peter HORE				
LAP	LAP TIME	DIFF	MPH	TIME OF DAY
1 -	1:48.844	10.601	61.18	08:57:05.376
2 -	1:47.366	9.123	62.03	08:58:52.742
3 -	1:43.354	5.111	64.43	09:00:36.096
4 -	1:40.758	2.515	66.09	09:02:16.854
5 -	1:40.416 (3)	2.173	66.32	09:03:57.270
6 -	1:40.622	2.379	66.18	09:05:37.892
7 -	<b>1:38.243 (1)</b>	<b>67.79</b>	<b>09:07:16.135</b>	
8 -	1:38.484 (2)	0.241	67.62	09:08:54.619

P9 94 Steve PLATTS				
LAP	LAP TIME	DIFF	MPH	TIME OF DAY
1 -	1:43.721	5.027	64.21	09:00:28.178
2 -	1:41.196 (3)	2.502	65.81	09:02:09.374
3 -	1:42.212	3.518	65.15	09:03:51.586
4 -	1:38.981 (2)	0.287	67.28	09:05:30.567
5 -	<b>1:38.694 (1)</b>	<b>67.48</b>	<b>09:07:09.261</b>	
6 -	1:49.973	11.279	60.56	09:08:59.234

P10 23 John William MORTON				
LAP	LAP TIME	DIFF	MPH	TIME OF DAY
1 -	1:48.344	8.790	61.47	08:57:00.019
2 -	1:43.065	3.511	64.61	08:58:43.084
3 -	1:43.281	3.727	64.48	09:00:26.365
4 -	1:41.878 (3)	2.324	65.37	09:02:08.243
5 -	1:42.374	2.820	65.05	09:03:50.617
6 -	<b>1:39.554 (1)</b>	<b>66.89</b>	<b>09:05:30.171</b>	
7 -	1:40.580 (2)	1.026	66.21	09:07:10.751
8 -	1:42.023	2.469	65.27	09:08:52.774

P11 57 Mark OLDFIELD				
LAP	LAP TIME	DIFF	MPH	TIME OF DAY
1 -	1:46.194	6.614	62.71	08:58:59.641
2 -	1:46.505	6.925	62.53	09:00:46.146
3 -	1:43.050	3.470	64.62	09:02:29.196
4 -	1:42.610 (3)	3.030	64.90	09:04:11.806
5 -	<b>1:39.580 (1)</b>	<b>66.88</b>	<b>09:05:51.386</b>	
6 -	1:39.633 (2)	0.053	66.84	09:07:31.019
7 -	1:43.177	3.597	64.54	09:09:14.196

P12 66 Jonathan STRINGER				
LAP	LAP TIME	DIFF	MPH	TIME OF DAY
1 -	1:44.989	5.046	63.43	08:57:21.972
2 -	1:41.483	1.540	65.62	08:59:03.455
3 -	1:41.762	1.819	65.44	09:00:45.217
4 -	1:40.419 (2)	0.476	66.32	09:02:25.636
5 -	1:42.413	2.470	65.03	09:04:08.049
6 -	1:41.810	1.867	65.41	09:05:49.859

# HSCC 70's Road Sports & Historic Road Sports Championship

## QUALIFYING - RACE 14 - LAP ANALYSIS

DIFF = Difference To Personal Best Lap

7 - **1:39.943 (1)** **66.63** **09:07:29.802**  
 8 - 1:40.956 (3) 1.013 65.96 09:09:10.758

P13 1 Mark LEVERETT				
LAP	LAP TIME	DIFF	MPH	TIME OF DAY
1 -	1:46.229	6.096	62.69	08:56:53.661
2 -	1:44.726	4.593	63.59	08:58:38.387
3 -	1:43.186	3.053	64.54	09:00:21.573
4 -	1:42.276	2.143	65.11	09:02:03.849
5 -	1:41.102 (2)	0.969	65.87	09:03:44.951
6 -	<b>1:40.133 (1)</b>		<b>66.51</b>	<b>09:05:25.084</b>
7 -	1:41.577 (3)	1.444	65.56	09:07:06.661
8 -	1:44.997	4.864	63.43	09:08:51.658

P14 54 Neil WOOD				
LAP	LAP TIME	DIFF	MPH	TIME OF DAY
1 -	1:46.278	6.136	62.66	08:57:05.509
2 -	1:47.550	7.408	61.92	08:58:53.059
3 -	1:41.826	1.684	65.40	09:00:34.885
4 -	1:41.034	0.892	65.91	09:02:15.919
5 -	1:40.187 (2)	0.045	66.47	09:03:56.106
6 -	<b>1:40.142 (1)</b>		<b>66.50</b>	<b>09:05:36.248</b>
7 -	1:40.840	0.698	66.04	09:07:17.088
8 -	1:40.270 (3)	0.128	66.42	09:08:57.358

P15 77 Edward BAKER				
LAP	LAP TIME	DIFF	MPH	TIME OF DAY
1 -	1:51.142	10.250	59.92	08:57:04.808
2 -	1:49.820	8.928	60.64	08:58:54.628
3 -	1:42.912 (2)	2.020	64.71	09:00:37.540
4 -	<b>1:40.892 (1)</b>		<b>66.01</b>	<b>09:02:18.432</b>
5 -	1:45.530 (3)	4.638	63.11	09:04:03.962
6 -	2:10.856 P	29.964	50.89	09:06:14.818

P16 28 Simon BAINES				
LAP	LAP TIME	DIFF	MPH	TIME OF DAY
1 -	1:55.448	14.260	57.68	08:58:03.393
2 -	1:46.807 (3)	5.619	62.35	08:59:50.200
3 -	1:46.843	5.655	62.33	09:01:37.043
4 -	1:47.110	5.922	62.17	09:03:24.153
5 -	1:45.234 (2)	4.046	63.28	09:05:09.387
6 -	<b>1:41.188 (1)</b>		<b>65.81</b>	<b>09:06:50.575</b>
7 -	1:48.120	6.932	61.59	09:08:38.695

P17 230 Martyn ARMSTRONG				
LAP	LAP TIME	DIFF	MPH	TIME OF DAY
1 -	1:49.427	8.030	60.86	08:56:50.816
2 -	1:46.282	4.885	62.66	08:58:37.098
3 -	1:46.806	5.409	62.35	09:00:23.904
4 -	1:42.523 (3)	1.126	64.96	09:02:06.427
5 -	1:45.712	4.315	63.00	09:03:52.139
6 -	<b>1:41.397 (1)</b>		<b>65.68</b>	<b>09:05:33.536</b>
7 -	1:41.965 (2)	0.568	65.31	09:07:15.501
8 -	1:45.976	4.579	62.84	09:09:01.477

P18 137 Nic STRONG				
LAP	LAP TIME	DIFF	MPH	TIME OF DAY
1 -	1:44.374	2.718	63.80	08:57:50.505
2 -	1:47.606	5.950	61.89	08:59:38.111
3 -	1:42.140	0.484	65.20	09:01:20.251

DIFF = Difference To Personal Best Lap

4 - 1:43.084 1.428 64.60 09:03:03.335  
 5 - 1:42.058 (2) 0.402 65.25 09:04:45.393  
 6 - 1:42.109 (3) 0.453 65.22 09:06:27.502  
 7 - **1:41.656 (1)** **65.51** **09:08:09.158**

P19 166 Ben BRAIN				
LAP	LAP TIME	DIFF	MPH	TIME OF DAY
1 -	1:50.170	8.337	60.45	08:57:48.843
2 -	1:47.197	5.364	62.12	08:59:36.040
3 -	1:42.843 (3)	1.010	64.75	09:01:18.883
4 -	<b>1:41.833 (1)</b>		<b>65.40</b>	<b>09:03:00.716</b>
5 -	1:46.583	4.750	62.48	09:04:47.299
6 -	1:42.225 (2)	0.392	65.15	09:06:29.524

P20 115 Michael EAGLES				
LAP	LAP TIME	DIFF	MPH	TIME OF DAY
1 -	1:46.415	4.279	62.58	08:57:18.500
2 -	1:44.666	2.530	63.63	08:59:03.166
3 -	1:44.648	2.512	63.64	09:00:47.814
4 -	1:43.045 (2)	0.909	64.63	09:02:30.859
5 -	1:44.249	2.113	63.88	09:04:15.108
6 -	1:43.772 (3)	1.636	64.17	09:05:58.880
7 -	<b>1:42.136 (1)</b>		<b>65.20</b>	<b>09:07:41.016</b>
8 -	1:45.754	3.618	62.97	09:09:26.770

P21 55 Stephen BELLERBY				
LAP	LAP TIME	DIFF	MPH	TIME OF DAY
1 -	1:46.897	4.299	62.30	09:00:44.746
2 -	1:50.715	8.117	60.15	09:02:35.461
3 -	1:43.781 (3)	1.183	64.17	09:04:19.242
4 -	<b>1:42.598 (1)</b>		<b>64.91</b>	<b>09:06:01.840</b>
5 -	1:42.789 (2)	0.191	64.79	09:07:44.629
6 -	1:45.153	2.555	63.33	09:09:29.782

P22 62 James CHARALAMBIDES				
LAP	LAP TIME	DIFF	MPH	TIME OF DAY
1 -	1:47.494 (3)	3.909	61.95	09:04:25.391
2 -	1:44.453 (2)	0.868	63.76	09:06:09.844
3 -	<b>1:43.585 (1)</b>		<b>64.29</b>	<b>09:07:53.429</b>

P23 4 Ken RORRISON				
LAP	LAP TIME	DIFF	MPH	TIME OF DAY
1 -	1:55.427	11.422	57.69	08:57:47.292
2 -	1:52.286	8.281	59.31	08:59:39.578
3 -	1:49.590	5.585	60.77	09:01:29.168
4 -	1:46.646 (2)	2.641	62.44	09:03:15.814
5 -	1:48.331 (3)	4.326	61.47	09:05:04.145
6 -	<b>1:44.005 (1)</b>		<b>64.03</b>	<b>09:06:48.150</b>
7 -	1:49.692	5.687	60.71	09:08:37.842

P24 7 David TOMKINSON				
LAP	LAP TIME	DIFF	MPH	TIME OF DAY
1 -	1:56.798	12.043	57.02	08:57:32.786
2 -	1:47.180	2.425	62.13	08:59:19.966
3 -	1:46.209 (3)	1.454	62.70	09:01:06.175
4 -	1:49.160	4.405	61.01	09:02:55.335
5 -	1:46.903	2.148	62.29	09:04:42.238
6 -	<b>1:44.755 (1)</b>		<b>63.57</b>	<b>09:06:26.993</b>
7 -	1:45.025 (2)	0.270	63.41	09:08:12.018

# HSCC 70's Road Sports & Historic Road Sports Championship

## QUALIFYING - RACE 14 - LAP ANALYSIS

DIFF = Difference To Personal Best Lap

<b>P25 45 ASHDOWN</b>				
LAP	LAP TIME	DIFF	MPH	TIME OF DAY
1 -	<b>1:45.349 (1)</b>		<b>63.21</b>	<b>08:56:48.405</b>

<b>P26 190 Paul OGBORN</b>				
LAP	LAP TIME	DIFF	MPH	TIME OF DAY
1 -	1:58.007	12.466	56.43	08:57:37.648
2 -	1:50.642	5.101	60.19	08:59:28.290
3 -	1:50.227 (3)	4.686	60.42	09:01:18.517
4 -	1:51.957	6.416	59.48	09:03:10.474
5 -	<b>1:45.541 (1)</b>		<b>63.10</b>	<b>09:04:56.015</b>
6 -	1:47.871 (2)	2.330	61.74	09:06:43.886
7 -	1:56.959	11.418	56.94	09:08:40.845

<b>P27 50 Chris HOLLAND</b>				
LAP	LAP TIME	DIFF	MPH	TIME OF DAY
1 -	2:06.401	19.778	52.68	08:57:37.388
2 -	1:57.948	11.325	56.46	08:59:35.336
3 -	1:58.633	12.010	56.13	09:01:33.969
4 -	1:53.737	7.114	58.55	09:03:27.706
5 -	1:51.014 (3)	4.391	59.99	09:05:18.720
6 -	<b>1:46.623 (1)</b>		<b>62.46</b>	<b>09:07:05.343</b>
7 -	1:47.059 (2)	0.436	62.20	09:08:52.402

<b>P28 131 Mark BENNETT</b>				
LAP	LAP TIME	DIFF	MPH	TIME OF DAY
1 -	<b>1:46.991 (1)</b>		<b>62.24</b>	<b>08:59:11.617</b>
2 -	1:52.897 (2)	5.906	58.99	09:01:04.514
3 -	2:19.975 P	32.984	47.58	09:03:24.489

<b>P29 10 Nigel ASHLEY</b>				
LAP	LAP TIME	DIFF	MPH	TIME OF DAY
1 -	1:56.354	9.221	57.23	08:57:46.137
2 -	1:51.101	3.968	59.94	08:59:37.238
3 -	1:50.120	2.987	60.47	09:01:27.358
4 -	1:48.141 (2)	1.008	61.58	09:03:15.499
5 -	1:53.377	6.244	58.74	09:05:08.876
6 -	<b>1:47.133 (1)</b>		<b>62.16</b>	<b>09:06:56.009</b>
7 -	1:49.116 (3)	1.983	61.03	09:08:45.125

<b>P30 37 Mervyn SELWYN</b>				
LAP	LAP TIME	DIFF	MPH	TIME OF DAY
1 -	1:57.896	10.685	56.49	08:57:37.999
2 -	1:48.978 (2)	1.767	61.11	08:59:26.977
3 -	1:50.797	3.586	60.11	09:01:17.774
4 -	1:52.075	4.864	59.42	09:03:09.849
5 -	<b>1:47.211 (1)</b>		<b>62.12</b>	<b>09:04:57.060</b>
6 -	1:49.373 (3)	2.162	60.89	09:06:46.433
7 -	1:58.225	11.014	56.33	09:08:44.658

<b>P31 126 Dennis PICKETT</b>				
LAP	LAP TIME	DIFF	MPH	TIME OF DAY
1 -	1:54.268	5.945	58.28	08:57:04.804
2 -	1:54.288	5.965	58.27	08:58:59.092
3 -	1:51.222	2.899	59.88	09:00:50.314
4 -	1:49.422	1.099	60.86	09:02:39.736
5 -	<b>1:48.323 (1)</b>		<b>61.48</b>	<b>09:04:28.059</b>
6 -	1:48.493 (2)	0.170	61.38	09:06:16.552
7 -	1:48.606 (3)	0.283	61.32	09:08:05.158

DIFF = Difference To Personal Best Lap

<b>P32 53 Adrian GILBERT</b>				
LAP	LAP TIME	DIFF	MPH	TIME OF DAY
1 -	1:56.963	8.586	56.94	08:57:50.341
2 -	1:55.083	6.706	57.87	08:59:45.424
3 -	1:50.987 (2)	2.610	60.00	09:01:36.411
4 -	1:51.755	3.378	59.59	09:03:28.166
5 -	1:51.250 (3)	2.873	59.86	09:05:19.416
6 -	<b>1:48.377 (1)</b>		<b>61.45</b>	<b>09:07:07.793</b>
7 -	1:53.006	4.629	58.93	09:09:00.799

<b>P33 85 Peter MICKLEWRIGHT</b>				
LAP	LAP TIME	DIFF	MPH	TIME OF DAY
1 -	2:01.714	11.839	54.71	08:58:08.113
2 -	1:56.990 (3)	7.115	56.92	09:00:05.103
3 -	1:56.692 (2)	6.817	57.07	09:02:01.795
4 -	2:12.084 P	22.209	50.42	09:04:13.879
5 -	3:11.169	1:21.294	34.83	09:07:25.048
6 -	<b>1:49.875 (1)</b>		<b>60.61</b>	<b>09:09:14.923</b>

<b>P34 34 Justin WILSON</b>				
LAP	LAP TIME	DIFF	MPH	TIME OF DAY
1 -	2:00.783	8.942	55.14	09:00:23.761
2 -	1:58.989	7.148	55.97	09:02:22.750
3 -	1:56.271 (3)	4.430	57.28	09:04:19.021
4 -	1:52.303 (2)	0.462	59.30	09:06:11.324
5 -	<b>1:51.841 (1)</b>		<b>59.54</b>	<b>09:08:03.165</b>

<b>P35 800 Tony SIGHE</b>				
LAP	LAP TIME	DIFF	MPH	TIME OF DAY
1 -	1:55.163	2.082	57.83	08:57:27.092
2 -	1:53.468 (2)	0.387	58.69	08:59:20.560
3 -	<b>1:53.081 (1)</b>		<b>58.89</b>	<b>09:01:13.641</b>
4 -	1:57.415	4.334	56.72	09:03:11.056
5 -	1:54.742 (3)	1.661	58.04	09:05:05.798
6 -	1:55.831	2.750	57.49	09:07:01.629
7 -	1:58.804	5.723	56.05	09:09:00.433

<b>P36 3 Peter CONNELL</b>				
LAP	LAP TIME	DIFF	MPH	TIME OF DAY
1 -	2:01.855 (3)	2.945	54.65	09:05:48.923
2 -	<b>1:58.910 (1)</b>		<b>56.00</b>	<b>09:07:47.833</b>
3 -	1:59.559 (2)	0.649	55.70	09:09:47.392

<b>P37 61 Brian WEBB</b>				
LAP	LAP TIME	DIFF	MPH	TIME OF DAY
1 -	<b>2:01.676 (1)</b>		<b>54.73</b>	<b>09:08:46.939</b>

# HSCC 70's Road Sports & Historic Road Sports Championship

## QUALIFYING - RACE 14 - STATISTICS

**Competitors Started** 37  
**Planned Start** 2024-09-22 @ 08:55:00.000  
**Actual Start** 2024-09-22 @ 08:52:48.390  
**Finish Time** 2024-09-22 @ 09:07:51.443  
**Track Length** 1.8500mi.  
**Total Laps** 234  
**Total Distance Covered** 432.9019mi.

### Session Fastest Lap History

NO	CL	NAME	LAP TIME	TIME OF DAY	LAP	VEHICLE
30	70B	John WILLIAMS	1:34.969	08:56:21.994	1	Porsche 911SC
22	70C	James DEAN	1:34.772	09:00:26.496	3	Lotus Elan S4
9	70B	Julian BARTER	1:33.337	09:01:06.652	1	TVR 3000M
22	70C	James DEAN	1:32.998	09:01:59.610	4	Lotus Elan S4
9	70B	Julian BARTER	1:30.863	09:02:37.515	2	TVR 3000M
9	70B	Julian BARTER	1:30.517	09:04:08.032	3	TVR 3000M
9	70B	Julian BARTER	1:28.760	09:05:36.791	4	TVR 3000M

### Flag History

TYPE	TIME OF DAY
GREEN	08:52:48.390
FINISH	09:07:51.443

### Flag Statistics

TYPE	COUNT	TOTAL LAPS	TOTAL TIME
Green	1	9	17:43.532
Red	0	0	0.000
Safety Car	0	0	0.000
FCY	0	0	0.000

# HSCC 70's Road Sports & Historic Road Sports Championship

## QUALIFYING - RACE 14 - STATISTICS

CLASS : 70C

7 Starters

### Fastest Lap History

NO	NAME	LAP TIME	TIME OF DAY	LAP	VEHICLE
1	Mark LEVERETT	1:46.229	08:56:53.659	1	Lotus Elan S4
11	Howard PAYNE	1:43.684	08:56:55.561	1	Lotus Europa TC
22	James DEAN	1:38.353	08:57:14.535	1	Lotus Elan S4
22	James DEAN	1:37.303	08:58:51.839	2	Lotus Elan S4
22	James DEAN	1:34.772	09:00:26.496	3	Lotus Elan S4
22	James DEAN	1:32.998	09:01:59.610	4	Lotus Elan S4
22	James DEAN	1:31.803	09:03:31.410	5	Lotus Elan S4
22	James DEAN	1:31.750	09:08:10.950	8	Lotus Elan S4



# HSCC 70's Road Sports & Historic Road Sports Championship

## QUALIFYING - RACE 14 - STATISTICS

CLASS : 70A

2 Starters

### Fastest Lap History

NO	NAME	LAP TIME	TIME OF DAY	LAP	VEHICLE
131	Mark BENNETT	1:46.991	08:59:11.610	1	MGB GT V8
2	Adam BAGNALL	1:33.364	09:06:41.029	1	Jaguar E-type S2 FHC
2	Adam BAGNALL	1:31.717	09:08:12.746	2	Jaguar E-type S2 FHC

# HSCC 70's Road Sports & Historic Road Sports Championship

## QUALIFYING - RACE 14 - STATISTICS

CLASS : 70D

7 Starters

### Fastest Lap History

NO	NAME	LAP TIME	TIME OF DAY	LAP	VEHICLE
23	John William MORTON	1:48.344	08:57:00.026	1	Alfa Romeo 2000 GTV
23	John William MORTON	1:43.065	08:58:43.091	2	Alfa Romeo 2000 GTV
23	John William MORTON	1:41.878	09:02:08.250	4	Alfa Romeo 2000 GTV
49	Peter HORE	1:40.758	09:02:16.850	4	Porsche 924
49	Peter HORE	1:40.416	09:03:57.267	5	Porsche 924
23	John William MORTON	1:39.554	09:05:30.178	6	Alfa Romeo 2000 GTV
49	Peter HORE	1:38.243	09:07:16.131	7	Porsche 924

# HSCC 70's Road Sports & Historic Road Sports Championship

## QUALIFYING - RACE 14 - STATISTICS

CLASS : 70E

1 Starters

### Fastest Lap History

NO	NAME	LAP TIME	TIME OF DAY	LAP	VEHICLE
7	David TOMKINSON	<b>1:56.798</b>	08:57:32.771	1	TVR Vixen S2
7	David TOMKINSON	<b>1:47.180</b>	08:59:19.958	2	TVR Vixen S2
7	David TOMKINSON	<b>1:46.209</b>	09:01:06.168	3	TVR Vixen S2
7	David TOMKINSON	<b>1:44.755</b>	09:06:26.987	6	TVR Vixen S2

# HSCC 70's Road Sports & Historic Road Sports Championship

## QUALIFYING - RACE 14 - STATISTICS

CLASS : 70B

3 Starters

### Fastest Lap History

NO	NAME	LAP TIME	TIME OF DAY	LAP	VEHICLE
30	John WILLIAMS	1:34.969	08:56:21.994	1	Porsche 911SC
9	Julian BARTER	1:33.337	09:01:06.652	1	TVR 3000M
9	Julian BARTER	1:30.863	09:02:37.515	2	TVR 3000M
9	Julian BARTER	1:30.517	09:04:08.032	3	TVR 3000M
9	Julian BARTER	1:28.760	09:05:36.791	4	TVR 3000M

# HSCC 70's Road Sports & Historic Road Sports Championship

## QUALIFYING - RACE 14 - STATISTICS

CLASS : C

7 Starters

### Fastest Lap History

NO	NAME	LAP TIME	TIME OF DAY	LAP	VEHICLE
81	Adrian RUSSELL	<b>1:37.906</b>	08:56:26.776	1	Lotus Elan S2
81	Adrian RUSSELL	<b>1:36.541</b>	08:58:03.317	2	Lotus Elan S2
81	Adrian RUSSELL	<b>1:36.243</b>	08:59:39.560	3	Lotus Elan S2
81	Adrian RUSSELL	<b>1:34.560</b>	09:06:15.794	7	Lotus Elan S2

# HSCC 70's Road Sports & Historic Road Sports Championship

## QUALIFYING - RACE 14 - STATISTICS

CLASS : HTC

2 Starters

### Fastest Lap History

NO	NAME	LAP TIME	TIME OF DAY	LAP	VEHICLE
54	Neil WOOD	<b>1:46.278</b>	08:57:05.599	1	Ford Anglia 105E
54	Neil WOOD	<b>1:41.826</b>	09:00:34.885	3	Ford Anglia 105E
54	Neil WOOD	<b>1:41.034</b>	09:02:15.920	4	Ford Anglia 105E
54	Neil WOOD	<b>1:40.187</b>	09:03:56.106	5	Ford Anglia 105E
54	Neil WOOD	<b>1:40.142</b>	09:05:36.248	6	Ford Anglia 105E

# HSCC 70's Road Sports & Historic Road Sports Championship

## QUALIFYING - RACE 14 - STATISTICS

CLASS : 70I

2 Starters

### Fastest Lap History

NO	NAME	LAP TIME	TIME OF DAY	LAP	VEHICLE
77	Edward BAKER	1:51.142	08:57:04.802	1	TVR 5000M
166	Ben BRAIN	1:50.170	08:57:48.832	1	Alfa
77	Edward BAKER	1:49.820	08:58:54.625	2	TVR 5000M
166	Ben BRAIN	1:47.197	08:59:36.027	2	Alfa
77	Edward BAKER	1:42.912	09:00:37.539	3	TVR 5000M
166	Ben BRAIN	1:42.843	09:01:18.870	3	Alfa
77	Edward BAKER	1:40.892	09:02:18.429	4	TVR 5000M

# HSCC 70's Road Sports & Historic Road Sports Championship

## QUALIFYING - RACE 14 - STATISTICS

CLASS : A

1 Starters

### Fastest Lap History

NO	NAME	LAP TIME	TIME OF DAY	LAP	VEHICLE
115	Michael EAGLES	1:46.415	08:57:18.478	1	MG BGT V8
115	Michael EAGLES	1:44.666	08:59:03.146	2	MG BGT V8
115	Michael EAGLES	1:44.648	09:00:47.792	3	MG BGT V8
115	Michael EAGLES	1:43.045	09:02:30.838	4	MG BGT V8
115	Michael EAGLES	1:42.136	09:07:40.994	7	MG BGT V8



# HSCC 70's Road Sports & Historic Road Sports Championship

## QUALIFYING - RACE 14 - STATISTICS

CLASS : HTE

1 Starters

### Fastest Lap History

NO	NAME	LAP TIME	TIME OF DAY	LAP	VEHICLE
94	Steve PLATTS	1:43.721	09:00:28.222	1	Singer Chamois
94	Steve PLATTS	1:41.196	09:02:09.418	2	Singer Chamois
94	Steve PLATTS	1:38.981	09:05:30.612	4	Singer Chamois
94	Steve PLATTS	1:38.694	09:07:09.305	5	Singer Chamois

# HSCC 70's Road Sports & Historic Road Sports Championship

## QUALIFYING - RACE 14 - STATISTICS

CLASS : D

1 Starters

### Fastest Lap History

NO	NAME	LAP TIME	TIME OF DAY	LAP	VEHICLE
126	Dennis PICKETT	1:54.268	08:57:04.804	1	MG B
126	Dennis PICKETT	1:51.222	09:00:50.308	3	MG B
126	Dennis PICKETT	1:49.422	09:02:39.729	4	MG B
126	Dennis PICKETT	1:48.323	09:04:28.052	5	MG B

# HSCC 70's Road Sports & Historic Road Sports Championship

## QUALIFYING - RACE 14 - STATISTICS

CLASS : HTK3

2 Starters

### Fastest Lap History

NO	NAME	LAP TIME	TIME OF DAY	LAP	VEHICLE
230	Martyn ARMSTRONG	1:49.427	08:56:50.816	1	Morris Mini Cooper S
230	Martyn ARMSTRONG	1:46.282	08:58:37.098	2	Morris Mini Cooper S
230	Martyn ARMSTRONG	1:42.523	09:02:06.427	4	Morris Mini Cooper S
230	Martyn ARMSTRONG	1:41.397	09:05:33.536	6	Morris Mini Cooper S

# HSCC 70's Road Sports & Historic Road Sports Championship

## QUALIFYING - RACE 14 - STATISTICS

CLASS : G

1 Starters

### Fastest Lap History

NO	NAME	LAP TIME	TIME OF DAY	LAP	VEHICLE
800	Tony SIGHE	1:55.163	08:57:27.080	1	Honda S800 Coupe
800	Tony SIGHE	1:53.468	08:59:20.548	2	Honda S800 Coupe
800	Tony SIGHE	1:53.081	09:01:13.631	3	Honda S800 Coupe

# HSCC 70's Road Sports & Historic Road Sports Championship

## RACE 14 - GRID (20 minutes)

ROW 19	37	<b>61</b>	2:01.676 Brian WEBB	
ROW 18		35	<b>800</b>	1:53.081 Tony SIGHE
		36	<b>3</b>	1:58.910 Peter CONNELL
ROW 17	33	<b>85</b>	1:49.875 Peter MICKLEWRIGHT	34
				<b>34</b>
				1:51.841 Justin WILSON
ROW 16		31	<b>126</b>	1:48.323 Dennis PICKETT
		32	<b>53</b>	1:48.377 Adrian GILBERT
ROW 15	29	<b>10</b>	1:47.133 Nigel ASHLEY	30
				<b>37</b>
				1:47.211 Mervyn SELWYN
ROW 14		27	<b>50</b>	1:46.623 Chris HOLLAND
		28	<b>131</b>	1:46.991 Mark BENNETT
ROW 13	25	<b>45</b>	1:45.349 ASHDOWN	26
				<b>190</b>
				1:45.541 Paul OGBORN
ROW 12		23	<b>4</b>	1:44.005 Ken RORRISON
		24	<b>7</b>	1:44.755 David TOMKINSON
ROW 11	21	<b>55</b>	1:42.598 Stephen BELLERBY	22
				<b>62</b>
				1:43.585 James CHARALAMBIDES
ROW 10		19	<b>166</b>	1:41.833 Ben BRAIN
		20	<b>115</b>	1:42.136 Michael EAGLES
ROW 9	17	<b>230</b>	1:41.397 Martyn ARMSTRONG	18
				<b>137</b>
				1:41.656 Nic STRONG
ROW 8		15	<b>77</b>	1:40.892 Edward BAKER
		16	<b>28</b>	1:41.188 Simon BAINES
ROW 7	13	<b>1</b>	1:40.133 Mark LEVERETT	14
				<b>54</b>
				1:40.142 Neil WOOD
ROW 6		11	<b>57</b>	1:39.580 Mark OLDFIELD
		12	<b>66</b>	1:39.943 Jonathan STRINGER
ROW 5	9	<b>94</b>	1:38.694 Steve PLATTS	10
				<b>23</b>
				1:39.554 John William MORTON
ROW 4		7	<b>11</b>	1:38.121 Howard PAYNE
		8	<b>49</b>	1:38.243 Peter HORE
ROW 3	5	<b>81</b>	1:34.560 Adrian RUSSELL	6
				<b>36</b>
				1:35.585 Frazer GIBNEY
ROW 2		3	<b>2</b>	1:31.717 Adam BAGNALL
		4	<b>22</b>	1:31.750 James DEAN
ROW 1	1	<b>9</b>	1:28.760 Julian BARTER	2
				<b>30</b>
				1:31.540 John WILLIAMS
<b>Pole</b>				

These results are provisional until the conclusion of any judicial and technical matters.

Castle Combe: 1.8500 miles

Clerk Of Course: Andy Dee-Crowne

Stewards:

Timekeeper: Peter Knight



# HSCC 70's Road Sports & Historic Road Sports Championship

## RACE 14 - CLASSIFICATION

Race Distance: 6 Laps / 11.10 miles

POS	NO	CL	PIC	NAME	ENTRY	LAPS	TIME	GAP	DIFF	MPH	BEST	ON	GRD	↑↓
1	9	70B	1	Julian BARTER	TVR 3000M	6	12:50.161			51.88	1:30.475	6	1	0
2	36	C	1	Frazer GIBNEY	Lotus Elan S1	6	12:56.234	6.073	6.073	51.47	1:35.149	6	6	4
3	81	C	2	Adrian RUSSELL	Lotus Elan S2	6	12:56.682	6.521	0.448	51.44	1:34.403	6	5	2
4	94	HTE	1	Steve PLATTS	Singer Chamois	6	13:04.347	14.186	7.665	50.94	1:41.368	6	9	5
5	49	70D	1	Peter HORE	Porsche 924	6	13:05.294	15.133	0.947	50.88	1:43.286	6	8	3
6	23	70D	2	John William MORTON	Alfa Romeo 2000 GTV	6	13:06.670	16.509	1.376	50.79	1:43.245	6	10	4
7	54	HTC	1	Neil WOOD	Ford Anglia 105E	6	13:08.897	18.736	2.227	50.65	1:45.028	6	14	7
8	1	70C	1	Mark LEVERETT	Lotus Elan S4	6	13:09.087	18.926	0.190	50.64	1:44.342	6	13	5
9	11	70C	2	Howard PAYNE	Lotus Europa TC	6	13:09.253	19.092	0.166	50.63	1:43.704	6	7	-2
10	66	C	3	Jonathan STRINGER	Lotus Seven S2	6	13:10.239	20.078	0.986	50.56	1:43.283	6	12	2
11	137	70C	3	Nic STRONG	Lotus Europa	6	13:10.592	20.431	0.353	50.54	1:42.862	6	18	7
12	7	70E	1	David TOMKINSON	TVR Vixen S2	6	13:12.245	22.084	1.653	50.43	1:43.403	6	24	12
13	28	70D	3	Simon BAINES	Porsche 924	6	13:13.430	23.269	1.185	50.36	1:43.721	6	16	3
14	62	70D	4	James CHARALAMBIDES	Porsche 924	6	13:14.264	24.103	0.834	50.31	1:42.281	6	22	8
15	115	A	1	Michael EAGLES	MG BGT V8	6	13:17.891	27.730	3.627	50.08	1:44.014	6	20	5
16	45	C	4	Rupert ASHDOWN	Lotus Elan S1	6	13:18.299	28.138	0.408	50.05	1:40.477	6	25	9
17	230	HTK3	1	Martyn ARMSTRONG	Morris Mini Cooper S	6	13:19.840	29.679	1.541	49.96	1:44.736	6	17	0
18	55	70B	2	Stephen BELLERBY	TVR 3000M	6	13:20.994	30.833	1.154	49.88	1:44.401	6	21	3
19	22	70C	4	James DEAN	Lotus Elan S4	6	13:23.007	32.846	2.013	49.76	1:37.078	6	4	-15
20	190	HTK3	2	Paul OGBORN	Morris Mini Cooper S	6	13:24.201	34.040	1.194	49.68	1:45.580	6	26	6
21	166	70I	1	Ben BRAIN	Alfa	6	13:25.536	35.375	1.335	49.60	1:46.128	6	19	-2
22	53	C	5	Adrian GILBERT	Lotus Elan S3	6	13:32.670	42.509	7.134	49.17	1:50.781	6	32	10
23	4	70D	5	Ken RORRISON	Alfa Romeo 2000 GTV	6	13:32.986	42.825	0.316	49.15	1:50.296	6	23	0
24	126	D	1	Dennis PICKETT	MG B	6	13:38.218	48.057	5.232	48.83	1:52.643	6	31	7
25	37	C	6	Mervyn SELWYN	Lotus Elan S3	6	13:39.615	49.454	1.397	48.75	1:52.816	6	30	5
26	34	70C	5	Justin WILSON	Lotus Seven S4	6	13:41.895	51.734	2.280	48.61	1:50.523	6	34	8
27	10	70C	6	Nigel ASHLEY	Lotus Europa	6	13:43.032	52.871	1.137	48.55	1:52.546	6	29	2
28	50	70C	7	Chris HOLLAND	Lotus Elan S4	6	13:44.118	53.957	1.086	48.48	1:52.052	6	27	-1
29	800	G	1	Tony SIGHE	Honda S800 Coupe	6	13:45.331	55.170	1.213	48.41	1:52.305	6	35	6
30	85	C	7	Peter MICKLEWRIGHT	Lotus Elan S1	6	13:46.336	56.175	1.005	48.35	1:52.574	6	33	3
31	77	70I	2	Edward BAKER	TVR 3000M	6	13:51.513	1:01.352	5.177	48.05	1:52.295	2	15	-16
32	3	70D	6	Peter CONNELL	Porsche 924	6	13:51.621	1:01.460	0.108	48.05	1:55.405	6	36	4
33	61	HTC	2	Brian WEBB	Ford Anglia 105E	6	13:57.779	1:07.618	6.158	47.69	1:56.686	6	37	4

### NOT CLASSIFIED

NC	30	70B		John WILLIAMS	Porsche 911SC	6	12:50.697	0.536		51.84	1:30.518	6	2	
DNF	57	70D		Mark OLDFIELD	Lancia Beta	1	2:26.793	5 Laps	5 Laps	45.36				11
DNF	2	70A		Adam BAGNALL	Jaguar E-type S2 FHC	0								3

### NOT STARTED

NS	131	70A		Mark BENNETT	MGB GT V8									28
----	-----	-----	--	--------------	-----------	--	--	--	--	--	--	--	--	----

### FASTEST LAP

9	70B			Julian BARTER	TVR 3000M	6	1:30.475			73.61 mph		118.46 kph	
81	C			Adrian RUSSELL	Lotus Elan S2	6	1:34.403			70.54 mph		113.53 kph	
22	70C			James DEAN	Lotus Elan S4	6	1:37.078			68.60 mph		110.40 kph	
94	HTE			Steve PLATTS	Singer Chamois	6	1:41.368			65.70 mph		105.73 kph	
62	70D			James CHARALAMBIDES	Porsche 924	6	1:42.281			65.11 mph		104.79 kph	
7	70E			David TOMKINSON	TVR Vixen S2	6	1:43.403			64.40 mph		103.65 kph	
115	A			Michael EAGLES	MG BGT V8	6	1:44.014			64.03 mph		103.04 kph	
230	HTK3			Martyn ARMSTRONG	Morris Mini Cooper S	6	1:44.736			63.58 mph		102.33 kph	

Weather / Track : Drizzle / Wet

Date: 22/09/2024 Start: 15:23 Finish: 15:36

These results are provisional until the conclusion of any judicial and technical matters.

Castle Combe: 1.8500 miles

Clerk Of Course: Andy Dee-Crowne

Stewards:

Timekeeper: Peter Knight



# HSCC 70's Road Sports & Historic Road Sports Championship

## RACE 14 - CLASSIFICATION

Race Distance: 6 Laps / 11.10 miles

54	HTC	Neil WOOD	Ford Anglia 105E	6	1:45.028	63.41 mph	102.05 kph
166	70I	Ben BRAIN	Alfa	6	1:46.128	62.75 mph	100.99 kph
800	G	Tony SIGHE	Honda S800 Coupe	6	1:52.305	59.30 mph	95.43 kph
126	D	Dennis PICKETT	MG B	6	1:52.643	59.12 mph	95.15 kph

**Comments:**

**Car No 30 - Not Classified - Not running at Red Flag.**

*Red Flag (end of session): 15:38*

Weather / Track : Drizzle / Wet

These results are provisional until the conclusion of any judicial and technical matters.

Date: 22/09/2024 Start: 15:23 Finish: 15:36

Castle Combe: 1.8500 miles

Clerk Of Course: Andy Dee-Crowne

Stewards:

Timekeeper: Peter Knight



# HSCC 70's Road Sports & Historic Road Sports Championship

## RACE 14 - LAP CHART

LAP 1 @ 15:25:08.846			LAP 2 @ 15:26:57.496			LAP 3 @ 15:29:36.205			LAP 4 @ 15:32:12.568			LAP 5 @ 15:34:52.824		
NO	BEHIND	LAP TIME	NO	BEHIND	LAP TIME	NO	BEHIND	LAP TIME	NO	BEHIND	LAP TIME	NO	BEHIND	LAP TIME
9		1:35.708	9		1:48.650	9		2:38.709	9		2:36.363	9		2:40.256
30	1.929	1:37.637	30	0.949	1:47.670	30	0.869	2:38.629	30	1.050	2:36.544	30	0.493	2:39.699
36	11.046	1:46.754	36	11.519	1:49.123	36	1.946	2:29.136	36	2.863	2:37.280	36	1.399	2:38.792
49	12.320	1:48.028	49	12.187	1:48.517	49	3.449	2:29.971	49	4.063	2:36.977	49	2.322	2:38.515
94	13.650	1:49.358	81	12.730	1:47.479	81	4.355	2:30.334	81	5.009	2:37.017	81	2.593	2:37.840
81	13.901	1:49.609	94	14.239	1:49.239	94	5.938	2:30.408	94	6.454	2:36.879	94	3.293	2:37.095
23	16.511	1:52.219	23	15.284	1:47.423	23	7.268	2:30.693	23	8.001	2:37.096	23	3.739	2:35.994
54	17.772	1:53.480	54	17.775	1:48.653	54	8.503	2:29.437	54	10.810	2:38.670	54	4.183	2:33.629
1	18.765	1:54.473	1	18.727	1:48.612	1	9.368	2:29.350	1	12.249	2:39.244	1	5.059	2:33.066
11	19.874	1:55.582	11	20.765	1:49.541	11	10.786	2:28.730	11	13.768	2:39.345	11	5.863	2:32.351
66	20.190	1:55.898	66	21.710	1:50.170	66	13.119	2:30.118	66	15.208	2:38.452	66	7.270	2:32.318
7	21.236	1:56.944	137	22.382	1:48.207	137	15.095	2:31.422	137	16.079	2:37.347	137	8.044	2:32.221
28	22.683	1:58.391	7	24.996	1:52.410	7	16.502	2:30.215	7	17.870	2:37.731	7	9.156	2:31.542
137	22.825	1:58.533	28	28.893	1:54.860	28	17.451	2:27.267	28	19.775	2:38.687	28	10.023	2:30.504
62	24.039	1:59.747	62	29.493	1:54.104	62	18.971	2:28.187	62	21.488	2:38.880	62	12.297	2:31.065
77	26.896	2:02.604	77	30.541	1:52.295	77	19.802	2:27.970	77	22.271	2:38.832	77	13.298	2:31.283
230	28.726	2:04.434	115	32.064	1:51.586	115	22.661	2:29.306	115	24.858	2:38.560	115	14.191	2:29.589
115	29.128	2:04.836	230	33.013	1:52.937	230	23.569	2:29.265	230	26.001	2:38.795	230	15.418	2:29.673
190	30.264	2:05.972	55	35.820	1:53.833	55	25.836	2:28.725	55	28.706	2:39.233	55	16.907	2:28.457
55	30.637	2:06.345	45	38.377	1:55.328	45	28.173	2:28.505	45	30.588	2:38.778	45	18.136	2:27.804
45	31.699	2:07.407	190	39.218	1:57.604	190	29.115	2:28.606	190	31.721	2:38.969	190	18.935	2:27.470
166	32.630	2:08.338	166	41.284	1:57.304	166	30.157	2:27.582	166	34.165	2:40.371	166	19.722	2:25.813
53	33.840	2:09.548	53	49.359	2:04.169	53	31.835	2:21.185	53	35.491	2:40.019	53	22.203	2:26.968
4	34.286	2:09.994	4	49.913	2:04.277	4	32.775	2:21.571	4	35.981	2:39.569	4	23.004	2:27.279
22	34.324	2:10.032	126	54.214	2:07.512	126	33.921	2:18.416	126	37.288	2:39.730	126	25.889	2:28.857
126	35.352	2:11.060	22	57.388	2:11.714	22	35.457	2:16.778	22	38.831	2:39.737	22	26.243	2:27.668
10	36.743	2:12.451	37	59.577	2:09.346	37	37.177	2:16.309	37	40.324	2:39.510	37	27.113	2:27.045
37	38.881	2:14.589	10	1:01.117	2:13.024	10	38.349	2:15.941	10	41.274	2:39.288	10	30.800	2:29.782
34	40.548	2:16.256	800	1:02.511	2:07.800	34	39.357	2:14.815	34	42.724	2:39.730	34	31.686	2:29.218
50	42.988	2:18.696	34	1:03.251	2:11.353	50	39.905	2:14.605	50	43.507	2:39.965	50	32.380	2:29.129
800	43.361	2:19.069	50	1:04.009	2:09.671	800	41.215	2:17.413	800	44.817	2:39.965	800	33.340	2:28.779
85	43.715	2:19.423	85	1:05.417	2:10.352	85	41.953	2:15.245	85	46.132	2:40.542	85	34.076	2:28.200
3	45.021	2:20.729	3	1:06.688	2:10.317	3	42.971	2:14.992	3	47.433	2:40.825	3	36.530	2:29.353
61	47.036	2:22.744	61	1:08.463	2:10.077	61	45.094	2:15.340	61	49.021	2:40.290	61	41.407	2:32.642
57	51.085	2:26.793 P												



# HSCC 70's Road Sports & Historic Road Sports Championship

## RACE 14 - LAP CHART

**LAP 6** @ 15:36:23.299

NO	BEHIND	LAP TIME
9		1:30.475
30	0.536	1:30.518
36	6.073	1:35.149
81	6.521	1:34.403
94	14.186	1:41.368
49	15.133	1:43.286
23	16.509	1:43.245
54	18.736	1:45.028
1	18.926	1:44.342
11	19.092	1:43.704
66	20.078	1:43.283
137	20.431	1:42.862
7	22.084	1:43.403
28	23.269	1:43.721
62	24.103	1:42.281
115	27.730	1:44.014
45	28.138	1:40.477
230	29.679	1:44.736
55	30.833	1:44.401
22	32.846	1:37.078
190	34.040	1:45.580
166	35.375	1:46.128
53	42.509	1:50.781
4	42.825	1:50.296
126	48.057	1:52.643
37	49.454	1:52.816
34	51.734	1:50.523
10	52.871	1:52.546
50	53.957	1:52.052
800	55.170	1:52.305
85	56.175	1:52.574
77	1:01.352	2:18.529
3	1:01.460	1:55.405
61	1:07.618	1:56.686

# HSCC 70's Road Sports & Historic Road Sports Championship

## RACE 14 - POSITION CHART

No	Name	Lap Pos	Lap					
			1	2	3	4	5	6
9	BARTER	1	9	9	9	9	9	9
30	WILLIAMS	2	30	30	30	30	30	30
2	BAGNALL	3	36	36	36	36	36	36
22	DEAN	4	49	49	49	49	49	81
81	RUSSELL	5	94	81	81	81	81	94
36	GIBNEY	6	81	94	94	94	94	49
11	PAYNE	7	23	23	23	23	23	23
49	HORE	8	54	54	54	54	54	54
94	PLATTS	9	1	1	1	1	1	1
23	MORTON	10	11	11	11	11	11	11
57	OLDFIELD	11	66	66	66	66	66	66
66	STRINGER	12	7	137	137	137	137	137
1	LEVERETT	13	28	7	7	7	7	7
54	WOOD	14	137	28	28	28	28	28
77	BAKER	15	62	62	62	62	62	62
28	BAINES	16	77	77	77	77	77	115
230	ARMSTRONG	17	230	115	115	115	115	45
137	STRONG	18	115	230	230	230	230	230
166	BRAIN	19	190	55	55	55	55	55
115	EAGLES	20	55	45	45	45	45	22
55	BELLERBY	21	45	190	190	190	190	190
62	CHARALAMBIDES	22	166	166	166	166	166	166
4	RORRISON	23	53	53	53	53	53	53
7	TOMKINSON	24	4	4	4	4	4	4
45	ASHDOWN	25	22	126	126	126	126	126
190	OGBORN	26	126	22	22	22	22	37
50	HOLLAND	27	10	37	37	37	37	34
131	BENNETT	28	37	10	10	10	10	10
10	ASHLEY	29	34	800	34	34	34	50
37	SELWYN	30	50	34	50	50	50	800
126	PICKETT	31	800	50	800	800	800	85
53	GILBERT	32	85	85	85	85	85	77
85	MICKLEWRIGHT	33	3	3	3	3	3	3
34	WILSON	34	61	61	61	61	61	61
800	SIGHE	35	57					
3	CONNELL	36						
61	WEBB	37						

# HSCC 70's Road Sports & Historic Road Sports Championship

## RACE 14 - LAP ANALYSIS

DIFF = Difference To Personal Best Lap

P1 9 Julian BARTER				
LAP	LAP TIME	DIFF	MPH	TIME OF DAY
1 -	1:35.708 (2)	5.233	69.58	15:25:08.846
2 -	1:48.650 (3)	18.175	61.29	15:26:57.496
3 -	2:38.709	1:08.234	41.96	15:29:36.205
4 -	2:36.363	1:05.888	42.59	15:32:12.568
5 -	2:40.256	1:09.781	41.55	15:34:52.824
6 -	1:30.475 (1)		73.61	15:36:23.299

P2 36 Frazer GIBNEY				
LAP	LAP TIME	DIFF	MPH	TIME OF DAY
1 -	1:46.754 (2)	11.605	62.38	15:25:19.892
2 -	1:49.123 (3)	13.974	61.03	15:27:09.015
3 -	2:29.136	53.987	44.65	15:29:38.151
4 -	2:37.280	1:02.131	42.34	15:32:15.431
5 -	2:38.792	1:03.643	41.94	15:34:54.223
6 -	1:35.149 (1)		69.99	15:36:29.372

P3 81 Adrian RUSSELL				
LAP	LAP TIME	DIFF	MPH	TIME OF DAY
1 -	1:49.609 (3)	15.206	60.76	15:25:22.747
2 -	1:47.479 (2)	13.076	61.96	15:27:10.226
3 -	2:30.334	55.931	44.30	15:29:40.560
4 -	2:37.017	1:02.614	42.41	15:32:17.577
5 -	2:37.840	1:03.437	42.19	15:34:55.417
6 -	1:34.403 (1)		70.54	15:36:29.820

P4 94 Steve PLATTS				
LAP	LAP TIME	DIFF	MPH	TIME OF DAY
1 -	1:49.358 (3)	7.990	60.90	15:25:22.496
2 -	1:49.239 (2)	7.871	60.96	15:27:11.735
3 -	2:30.408	49.040	44.27	15:29:42.143
4 -	2:36.879	55.511	42.45	15:32:19.022
5 -	2:37.095	55.727	42.39	15:34:56.117
6 -	1:41.368 (1)		65.70	15:36:37.485

P5 49 Peter HORE				
LAP	LAP TIME	DIFF	MPH	TIME OF DAY
1 -	1:48.028 (2)	4.742	61.65	15:25:21.166
2 -	1:48.517 (3)	5.231	61.37	15:27:09.683
3 -	2:29.971	46.685	44.40	15:29:39.654
4 -	2:36.977	53.691	42.42	15:32:16.631
5 -	2:38.515	55.229	42.01	15:34:55.146
6 -	1:43.286 (1)		64.48	15:36:38.432

P6 23 John William MORTON				
LAP	LAP TIME	DIFF	MPH	TIME OF DAY
1 -	1:52.219 (3)	8.974	59.34	15:25:25.357
2 -	1:47.423 (2)	4.178	61.99	15:27:12.780
3 -	2:30.693	47.448	44.19	15:29:43.473
4 -	2:37.096	53.851	42.39	15:32:20.569
5 -	2:35.994	52.749	42.69	15:34:56.563
6 -	1:43.245 (1)		64.50	15:36:39.808

P7 54 Neil WOOD				
LAP	LAP TIME	DIFF	MPH	TIME OF DAY
1 -	1:53.480 (3)	8.452	58.68	15:25:26.618
2 -	1:48.653 (2)	3.625	61.29	15:27:15.271
3 -	2:29.437	44.409	44.56	15:29:44.708

DIFF = Difference To Personal Best Lap

4 -	2:38.670	53.642	41.97	15:32:23.378
5 -	2:33.629	48.601	43.35	15:34:57.007
6 -	1:45.028 (1)		63.41	15:36:42.035

P8 1 Mark LEVERETT				
LAP	LAP TIME	DIFF	MPH	TIME OF DAY
1 -	1:54.473 (3)	10.131	58.17	15:25:27.611
2 -	1:48.612 (2)	4.270	61.31	15:27:16.223
3 -	2:29.350	45.008	44.59	15:29:45.573
4 -	2:39.244	54.902	41.82	15:32:24.817
5 -	2:33.066	48.724	43.51	15:34:57.883
6 -	1:44.342 (1)		63.82	15:36:42.225

P9 11 Howard PAYNE				
LAP	LAP TIME	DIFF	MPH	TIME OF DAY
1 -	1:55.582 (3)	11.878	57.62	15:25:28.720
2 -	1:49.541 (2)	5.837	60.79	15:27:18.261
3 -	2:28.730	45.026	44.77	15:29:46.991
4 -	2:39.345	55.641	41.79	15:32:26.336
5 -	2:32.351	48.647	43.71	15:34:58.687
6 -	1:43.704 (1)		64.22	15:36:42.391

P10 66 Jonathan STRINGER				
LAP	LAP TIME	DIFF	MPH	TIME OF DAY
1 -	1:55.898 (3)	12.615	57.46	15:25:29.036
2 -	1:50.170 (2)	6.887	60.45	15:27:19.206
3 -	2:30.118	46.835	44.36	15:29:49.324
4 -	2:38.452	55.169	42.03	15:32:27.776
5 -	2:32.318	49.035	43.72	15:35:00.094
6 -	1:43.283 (1)		64.48	15:36:43.377

P11 137 Nic STRONG				
LAP	LAP TIME	DIFF	MPH	TIME OF DAY
1 -	1:58.533 (3)	15.671	56.18	15:25:31.671
2 -	1:48.207 (2)	5.345	61.54	15:27:19.878
3 -	2:31.422	48.560	43.98	15:29:51.300
4 -	2:37.347	54.485	42.32	15:32:28.647
5 -	2:32.221	49.359	43.75	15:35:00.868
6 -	1:42.862 (1)		64.74	15:36:43.730

P12 7 David TOMKINSON				
LAP	LAP TIME	DIFF	MPH	TIME OF DAY
1 -	1:56.944 (3)	13.541	56.95	15:25:30.082
2 -	1:52.410 (2)	9.007	59.24	15:27:22.492
3 -	2:30.215	46.812	44.33	15:29:52.707
4 -	2:37.731	54.328	42.22	15:32:30.438
5 -	2:31.542	48.139	43.94	15:35:01.980
6 -	1:43.403 (1)		64.40	15:36:45.383

P13 28 Simon BAINES				
LAP	LAP TIME	DIFF	MPH	TIME OF DAY
1 -	1:58.391 (3)	14.670	56.25	15:25:31.529
2 -	1:54.860 (2)	11.139	57.98	15:27:26.389
3 -	2:27.267	43.546	45.22	15:29:53.656
4 -	2:38.687	54.966	41.96	15:32:32.343
5 -	2:30.504	46.783	44.25	15:35:02.847
6 -	1:43.721 (1)		64.21	15:36:46.568

# HSCC 70's Road Sports & Historic Road Sports Championship

## RACE 14 - LAP ANALYSIS

DIFF = Difference To Personal Best Lap

<b>P14 62 James CHARALAMBIDES</b>				
LAP	LAP TIME	DIFF	MPH	TIME OF DAY
1 -	1:59.747 (3)	17.466	55.61	15:25:32.885
2 -	1:54.104 (2)	11.823	58.36	15:27:26.989
3 -	2:28.187	45.906	44.94	15:29:55.176
4 -	2:38.880	56.599	41.91	15:32:34.056
5 -	2:31.065	48.784	44.08	15:35:05.121
6 -	1:42.281 (1)		65.11	15:36:47.402

<b>P15 115 Michael EAGLES</b>				
LAP	LAP TIME	DIFF	MPH	TIME OF DAY
1 -	2:04.836 (3)	20.822	53.34	15:25:37.974
2 -	1:51.586 (2)	7.572	59.68	15:27:29.560
3 -	2:29.306	45.292	44.60	15:29:58.866
4 -	2:38.560	54.546	42.00	15:32:37.426
5 -	2:29.589	45.575	44.52	15:35:07.015
6 -	1:44.014 (1)		64.03	15:36:51.029

<b>P16 45 Rupert ASHDOWN</b>				
LAP	LAP TIME	DIFF	MPH	TIME OF DAY
1 -	2:07.407 (3)	26.930	52.27	15:25:40.545
2 -	1:55.328 (2)	14.851	57.74	15:27:35.873
3 -	2:28.505	48.028	44.84	15:30:04.378
4 -	2:38.778	58.301	41.94	15:32:43.156
5 -	2:27.804	47.327	45.05	15:35:10.960
6 -	1:40.477 (1)		66.28	15:36:51.437

<b>P17 230 Martyn ARMSTRONG</b>				
LAP	LAP TIME	DIFF	MPH	TIME OF DAY
1 -	2:04.434 (3)	19.698	53.52	15:25:37.572
2 -	1:52.937 (2)	8.201	58.97	15:27:30.509
3 -	2:29.265	44.529	44.61	15:29:59.774
4 -	2:38.795	54.059	41.94	15:32:38.569
5 -	2:29.673	44.937	44.49	15:35:08.242
6 -	1:44.736 (1)		63.58	15:36:52.978

<b>P18 55 Stephen BELLERBY</b>				
LAP	LAP TIME	DIFF	MPH	TIME OF DAY
1 -	2:06.345 (3)	21.944	52.71	15:25:39.483
2 -	1:53.833 (2)	9.432	58.50	15:27:33.316
3 -	2:28.725	44.324	44.78	15:30:02.041
4 -	2:39.233	54.832	41.82	15:32:41.274
5 -	2:28.457	44.056	44.86	15:35:09.731
6 -	1:44.401 (1)		63.79	15:36:54.132

<b>P19 22 James DEAN</b>				
LAP	LAP TIME	DIFF	MPH	TIME OF DAY
1 -	2:10.032 (2)	32.954	51.21	15:25:43.170
2 -	2:11.714 (3)	34.636	50.56	15:27:54.884
3 -	2:16.778	39.700	48.69	15:30:11.662
4 -	2:39.737	1:02.659	41.69	15:32:51.399
5 -	2:27.668	50.590	45.10	15:35:19.067
6 -	1:37.078 (1)		68.60	15:36:56.145

<b>P20 190 Paul OGBORN</b>				
LAP	LAP TIME	DIFF	MPH	TIME OF DAY
1 -	2:05.972 (3)	20.392	52.86	15:25:39.110
2 -	1:57.604 (2)	12.024	56.63	15:27:36.714
3 -	2:28.606	43.026	44.81	15:30:05.320

DIFF = Difference To Personal Best Lap

4 -	2:38.969	53.389	41.89	15:32:44.289
5 -	2:27.470	41.890	45.16	15:35:11.759
6 -	1:45.580 (1)		63.08	15:36:57.339

<b>P21 166 Ben BRAIN</b>				
LAP	LAP TIME	DIFF	MPH	TIME OF DAY
1 -	2:08.338 (3)	22.210	51.89	15:25:41.476
2 -	1:57.304 (2)	11.176	56.77	15:27:38.780
3 -	2:27.582	41.454	45.12	15:30:06.362
4 -	2:40.371	54.243	41.52	15:32:46.733
5 -	2:25.813	39.685	45.67	15:35:12.546
6 -	1:46.128 (1)		62.75	15:36:58.674

<b>P22 53 Adrian GILBERT</b>				
LAP	LAP TIME	DIFF	MPH	TIME OF DAY
1 -	2:09.548 (3)	18.767	51.40	15:25:42.686
2 -	2:04.169 (2)	13.388	53.63	15:27:46.855
3 -	2:21.185	30.404	47.17	15:30:08.040
4 -	2:40.019	49.238	41.62	15:32:48.059
5 -	2:26.968	36.187	45.31	15:35:15.027
6 -	1:50.781 (1)		60.11	15:37:05.808

<b>P23 4 Ken RORRISON</b>				
LAP	LAP TIME	DIFF	MPH	TIME OF DAY
1 -	2:09.994 (3)	19.698	51.23	15:25:43.132
2 -	2:04.277 (2)	13.981	53.59	15:27:47.409
3 -	2:21.571	31.275	47.04	15:30:08.980
4 -	2:39.569	49.273	41.73	15:32:48.549
5 -	2:27.279	36.983	45.22	15:35:15.828
6 -	1:50.296 (1)		60.38	15:37:06.124

<b>P24 126 Dennis PICKETT</b>				
LAP	LAP TIME	DIFF	MPH	TIME OF DAY
1 -	2:11.060 (3)	18.417	50.81	15:25:44.198
2 -	2:07.512 (2)	14.869	52.23	15:27:51.710
3 -	2:18.416	25.773	48.11	15:30:10.126
4 -	2:39.730	47.087	41.69	15:32:49.856
5 -	2:28.857	36.214	44.74	15:35:18.713
6 -	1:52.643 (1)		59.12	15:37:11.356

<b>P25 37 Mervyn SELWYN</b>				
LAP	LAP TIME	DIFF	MPH	TIME OF DAY
1 -	2:14.589 (3)	21.773	49.48	15:25:47.727
2 -	2:09.346 (2)	16.530	51.49	15:27:57.073
3 -	2:16.309	23.493	48.85	15:30:13.382
4 -	2:39.510	46.694	41.75	15:32:52.892
5 -	2:27.045	34.229	45.29	15:35:19.937
6 -	1:52.816 (1)		59.03	15:37:12.753

<b>P26 34 Justin WILSON</b>				
LAP	LAP TIME	DIFF	MPH	TIME OF DAY
1 -	2:16.256	25.733	48.87	15:25:49.394
2 -	2:11.353 (2)	20.830	50.70	15:28:00.747
3 -	2:14.815 (3)	24.292	49.40	15:30:15.562
4 -	2:39.730	49.207	41.69	15:32:55.292
5 -	2:29.218	38.695	44.63	15:35:24.510
6 -	1:50.523 (1)		60.25	15:37:15.033

# HSCC 70's Road Sports & Historic Road Sports Championship

## RACE 14 - LAP ANALYSIS

DIFF = Difference To Personal Best Lap

<b>P27 10 Nigel ASHLEY</b>				
LAP	LAP TIME	DIFF	MPH	TIME OF DAY

1 -	2:12.451 (2)	19.905	50.28	15:25:45.589
2 -	2:13.024 (3)	20.478	50.06	15:27:58.613
3 -	2:15.941	23.395	48.99	15:30:14.554
4 -	2:39.288	46.742	41.81	15:32:53.842
5 -	2:29.782	37.236	44.46	15:35:23.624
6 -	1:52.546 (1)		59.17	15:37:16.170

<b>P28 50 Chris HOLLAND</b>				
LAP	LAP TIME	DIFF	MPH	TIME OF DAY

1 -	2:18.696	26.644	48.01	15:25:51.834
2 -	2:09.671 (2)	17.619	51.36	15:28:01.505
3 -	2:14.605 (3)	22.553	49.47	15:30:16.110
4 -	2:39.965	47.913	41.63	15:32:56.075
5 -	2:29.129	37.077	44.65	15:35:25.204
6 -	1:52.052 (1)		59.43	15:37:17.256

<b>P29 800 Tony SIGHE</b>				
LAP	LAP TIME	DIFF	MPH	TIME OF DAY

1 -	2:19.069	26.764	47.88	15:25:52.207
2 -	2:07.800 (2)	15.495	52.11	15:28:00.007
3 -	2:17.413 (3)	25.108	48.46	15:30:17.420
4 -	2:39.965	47.660	41.63	15:32:57.385
5 -	2:28.779	36.474	44.76	15:35:26.164
6 -	1:52.305 (1)		59.30	15:37:18.469

<b>P30 85 Peter MICKLEWRIGHT</b>				
LAP	LAP TIME	DIFF	MPH	TIME OF DAY

1 -	2:19.423	26.849	47.76	15:25:52.561
2 -	2:10.352 (2)	17.778	51.09	15:28:02.913
3 -	2:15.245 (3)	22.671	49.24	15:30:18.158
4 -	2:40.542	47.968	41.48	15:32:58.700
5 -	2:28.200	35.626	44.93	15:35:26.900
6 -	1:52.574 (1)		59.16	15:37:19.474

<b>P31 77 Edward BAKER</b>				
LAP	LAP TIME	DIFF	MPH	TIME OF DAY

1 -	2:02.604 (2)	10.309	54.32	15:25:35.742
2 -	1:52.295 (1)		59.30	15:27:28.037
3 -	2:27.970	35.675	45.00	15:29:56.007
4 -	2:38.832	46.537	41.93	15:32:34.839
5 -	2:31.283	38.988	44.02	15:35:06.122
6 -	2:18.529 (3)	26.234	48.07	15:37:24.651

<b>P32 3 Peter CONNELL</b>				
LAP	LAP TIME	DIFF	MPH	TIME OF DAY

1 -	2:20.729	25.324	47.32	15:25:53.867
2 -	2:10.317 (2)	14.912	51.10	15:28:04.184
3 -	2:14.992 (3)	19.587	49.33	15:30:19.176
4 -	2:40.825	45.420	41.41	15:33:00.001
5 -	2:29.353	33.948	44.59	15:35:29.354
6 -	1:55.405 (1)		57.71	15:37:24.759

<b>P33 61 Brian WEBB</b>				
LAP	LAP TIME	DIFF	MPH	TIME OF DAY

1 -	2:22.744	26.058	46.65	15:25:55.882
2 -	2:10.077 (2)	13.391	51.20	15:28:05.959
3 -	2:15.340 (3)	18.654	49.20	15:30:21.299

DIFF = Difference To Personal Best Lap

4 -	2:40.290	43.604	41.54	15:33:01.589
5 -	2:32.642	35.956	43.63	15:35:34.231
6 -	1:56.686 (1)		57.07	15:37:30.917

<b>P34 30 John WILLIAMS</b>				
LAP	LAP TIME	DIFF	MPH	TIME OF DAY

1 -	1:37.637 (2)	7.119	68.21	15:25:10.775
2 -	1:47.670 (3)	17.152	61.85	15:26:58.445
3 -	2:38.629	1:08.111	41.98	15:29:37.074
4 -	2:36.544	1:06.026	42.54	15:32:13.618
5 -	2:39.699	1:09.181	41.70	15:34:53.317
6 -	1:30.518 (1)		73.57	15:36:23.835

<b>P35 57 Mark OLDFIELD</b>				
LAP	LAP TIME	DIFF	MPH	TIME OF DAY

1 -	2:26.793 P		45.36	15:25:59.931
-----	------------	--	-------	--------------

# HSCC 70's Road Sports & Historic Road Sports Championship

## RACE 14 - STATISTICS

**Competitors Started** 35  
**Planned Start** 2024-09-22 @ 14:55:00.000  
**Actual Start** 2024-09-22 @ 15:23:33.137  
**Finish Time** 2024-09-22 @ 15:36:23.298  
**Track Length** 1.8500mi.  
**Total Laps** 205  
**Total Distance Covered** 379.2517mi.

### Session Fastest Lap History

NO	CL	NAME	LAP TIME	TIME OF DAY	LAP	VEHICLE
9	70B	Julian BARTER	1:35.708	15:25:08.850	1	TVR 3000M
9	70B	Julian BARTER	1:30.475	15:36:23.299	6	TVR 3000M

### Session Leader History

NO	CL	NAME	FROM LAP	LAPS LED	DISTANCE	VEHICLE
9	70B	Julian BARTER	1	6	11.10 miles	TVR 3000M

### Flag History

TYPE	TIME OF DAY
GREEN	15:23:33.137
SAFETY	15:25:33.656
GREEN	15:34:52.551
FINISH	15:36:23.298

### Flag Statistics

TYPE	COUNT	TOTAL LAPS	TOTAL TIME
Green	2	3	8:00.930
Red	0	0	0.000
Safety Car	1	3	9:18.894
FCY	0	0	0.000

# HSCC 70's Road Sports & Historic Road Sports Championship

## RACE 14 - STATISTICS

CLASS : 70C

7 Starters

### Fastest Lap History

NO	NAME	LAP TIME	TIME OF DAY	LAP	VEHICLE
1	Mark LEVERETT	1:54.473	15:25:27.609	1	Lotus Elan S4
1	Mark LEVERETT	1:48.612	15:27:16.223	2	Lotus Elan S4
137	Nic STRONG	1:48.207	15:27:19.878	2	Lotus Europa
1	Mark LEVERETT	1:44.342	15:36:42.225	6	Lotus Elan S4
11	Howard PAYNE	1:43.704	15:36:42.391	6	Lotus Europa TC
137	Nic STRONG	1:42.862	15:36:43.730	6	Lotus Europa
22	James DEAN	1:37.078	15:36:56.145	6	Lotus Elan S4

### Leader History

NO	NAME	FROM LAP	LAPS LED	DISTANCE	VEHICLE
1	Mark LEVERETT	1	6	11.10 miles	Lotus Elan S4

# HSCC 70's Road Sports & Historic Road Sports Championship

## RACE 14 - STATISTICS

CLASS : 70D

7 Starters

### Fastest Lap History

NO	NAME	LAP TIME	TIME OF DAY	LAP	VEHICLE
49	Peter HORE	1:48.028	15:25:21.161	1	Porsche 924
23	John William MORTON	1:47.423	15:27:12.780	2	Alfa Romeo 2000 GTV
49	Peter HORE	1:43.286	15:36:38.432	6	Porsche 924
23	John William MORTON	1:43.245	15:36:39.808	6	Alfa Romeo 2000 GTV
62	James CHARALAMBIDES	1:42.281	15:36:47.402	6	Porsche 924

### Leader History

NO	NAME	FROM LAP	LAPS LED	DISTANCE	VEHICLE
49	Peter HORE	1	6	11.10 miles	Porsche 924



# HSCC 70's Road Sports & Historic Road Sports Championship

## RACE 14 - STATISTICS

CLASS : 70E

1 Starters

### Fastest Lap History

NO	NAME	LAP TIME	TIME OF DAY	LAP	VEHICLE
7	David TOMKINSON	<b>1:56.944</b>	15:25:30.067	1	TVR Vixen S2
7	David TOMKINSON	<b>1:52.410</b>	15:27:22.492	2	TVR Vixen S2
7	David TOMKINSON	<b>1:43.403</b>	15:36:45.383	6	TVR Vixen S2

### Leader History

NO	NAME	FROM LAP	LAPS LED	DISTANCE	VEHICLE
7	David TOMKINSON	1	6	11.10 miles	TVR Vixen S2

# HSCC 70's Road Sports & Historic Road Sports Championship

## RACE 14 - STATISTICS

**CLASS : 70B**

**3 Starters**

### Fastest Lap History

NO	NAME	LAP TIME	TIME OF DAY	LAP	VEHICLE
9	Julian BARTER	1:35.708	15:25:08.850	1	TVR 3000M
9	Julian BARTER	1:30.475	15:36:23.299	6	TVR 3000M

### Leader History

NO	NAME	FROM LAP	LAPS LED	DISTANCE	VEHICLE
9	Julian BARTER	1	6	11.10 miles	TVR 3000M

# HSCC 70's Road Sports & Historic Road Sports Championship

## RACE 14 - STATISTICS

**CLASS : C**

**7 Starters**

### Fastest Lap History

NO	NAME	LAP TIME	TIME OF DAY	LAP	VEHICLE
36	Frazer GIBNEY	<b>1:46.754</b>	15:25:19.886	1	Lotus Elan S1
36	Frazer GIBNEY	<b>1:35.149</b>	15:36:29.372	6	Lotus Elan S1
81	Adrian RUSSELL	<b>1:34.403</b>	15:36:29.820	6	Lotus Elan S2

### Leader History

NO	NAME	FROM LAP	LAPS LED	DISTANCE	VEHICLE
36	Frazer GIBNEY	1	6	11.10 miles	Lotus Elan S1

# HSCC 70's Road Sports & Historic Road Sports Championship

## RACE 14 - STATISTICS

CLASS : HTC

2 Starters

### Fastest Lap History

NO	NAME	LAP TIME	TIME OF DAY	LAP	VEHICLE
54	Neil WOOD	<b>1:53.480</b>	15:25:26.619	1	Ford Anglia 105E
54	Neil WOOD	<b>1:48.653</b>	15:27:15.271	2	Ford Anglia 105E
54	Neil WOOD	<b>1:45.028</b>	15:36:42.035	6	Ford Anglia 105E

### Leader History

NO	NAME	FROM LAP	LAPS LED	DISTANCE	VEHICLE
54	Neil WOOD	1	6	11.10 miles	Ford Anglia 105E

# HSCC 70's Road Sports & Historic Road Sports Championship

## RACE 14 - STATISTICS

**CLASS : 70I**

2 Starters

### Fastest Lap History

NO	NAME	LAP TIME	TIME OF DAY	LAP	VEHICLE
77	Edward BAKER	<b>2:02.604</b>	15:25:35.737	1	TVR 3000M
77	Edward BAKER	<b>1:52.295</b>	15:27:28.037	2	TVR 3000M
166	Ben BRAIN	<b>1:46.128</b>	15:36:58.674	6	Alfa

### Leader History

NO	NAME	FROM LAP	LAPS LED	DISTANCE	VEHICLE
77	Edward BAKER	1	5	9.25 miles	TVR 3000M
166	Ben BRAIN	6	1	1.85 miles	Alfa

# HSCC 70's Road Sports & Historic Road Sports Championship

## RACE 14 - STATISTICS

CLASS : A

1 Starters

### Fastest Lap History

NO	NAME	LAP TIME	TIME OF DAY	LAP	VEHICLE
115	Michael EAGLES	<b>2:04.836</b>	15:25:37.954	1	MG BGT V8
115	Michael EAGLES	<b>1:51.586</b>	15:27:29.560	2	MG BGT V8
115	Michael EAGLES	<b>1:44.014</b>	15:36:51.029	6	MG BGT V8

### Leader History

NO	NAME	FROM LAP	LAPS LED	DISTANCE	VEHICLE
115	Michael EAGLES	1	6	11.10 miles	MG BGT V8

# HSCC 70's Road Sports & Historic Road Sports Championship

## RACE 14 - STATISTICS

**CLASS : HTE**

1 Starters

### Fastest Lap History

NO	NAME	LAP TIME	TIME OF DAY	LAP	VEHICLE
94	Steve PLATTS	1:49.358	15:25:22.542	1	Singer Chamois
94	Steve PLATTS	1:49.239	15:27:11.735	2	Singer Chamois
94	Steve PLATTS	1:41.368	15:36:37.485	6	Singer Chamois

### Leader History

NO	NAME	FROM LAP	LAPS LED	DISTANCE	VEHICLE
94	Steve PLATTS	1	6	11.10 miles	Singer Chamois

# HSCC 70's Road Sports & Historic Road Sports Championship

## RACE 14 - STATISTICS

CLASS : D

1 Starters

### Fastest Lap History

NO	NAME	LAP TIME	TIME OF DAY	LAP	VEHICLE
126	Dennis PICKETT	<b>2:11.060</b>	15:25:44.191	1	MG B
126	Dennis PICKETT	<b>2:07.512</b>	15:27:51.710	2	MG B
126	Dennis PICKETT	<b>1:52.643</b>	15:37:11.356	6	MG B

### Leader History

NO	NAME	FROM LAP	LAPS LED	DISTANCE	VEHICLE
126	Dennis PICKETT	1	6	11.10 miles	MG B



# HSCC 70's Road Sports & Historic Road Sports Championship

## RACE 14 - STATISTICS

CLASS : HTK3

2 Starters

### Fastest Lap History

NO	NAME	LAP TIME	TIME OF DAY	LAP	VEHICLE
230	Martyn ARMSTRONG	2:04.434	15:25:37.566	1	Morris Mini Cooper S
230	Martyn ARMSTRONG	1:52.937	15:27:30.509	2	Morris Mini Cooper S
230	Martyn ARMSTRONG	1:44.736	15:36:52.978	6	Morris Mini Cooper S

### Leader History

NO	NAME	FROM LAP	LAPS LED	DISTANCE	VEHICLE
230	Martyn ARMSTRONG	1	6	11.10 miles	Morris Mini Cooper S

# HSCC 70's Road Sports & Historic Road Sports Championship

## RACE 14 - STATISTICS

**CLASS : G**

1 Starters

### Fastest Lap History


NO	NAME	LAP TIME	TIME OF DAY	LAP	VEHICLE
800	Tony SIGHE	<b>2:19.069</b>	15:25:52.196	1	Honda S800 Coupe
800	Tony SIGHE	<b>2:07.800</b>	15:28:00.007	2	Honda S800 Coupe
800	Tony SIGHE	<b>1:52.305</b>	15:37:18.469	6	Honda S800 Coupe

### Leader History

NO	NAME	FROM LAP	LAPS LED	DISTANCE	VEHICLE
800	Tony SIGHE	1	6	11.10 miles	Honda S800 Coupe

# HSCC 70's Road Sports & Historic Road Sports Championship

## RACE 18 - GRID (20 minutes) - 2nd AMENDED

ROW 16	31	<b>45</b> Barry ASHDOWN	
ROW 15	29	<b>30</b> John WILLIAMS	30 <b>57</b> Mark OLDFIELD
ROW 14	27	<b>77</b> Edward BAKER	28 <b>61</b> Brian WEBB
ROW 13	25	<b>800</b> Tony SIGHE	26 <b>85</b> Peter MICKLEWRIGHT
ROW 12	23	<b>10</b> Nigel ASHLEY	24 <b>50</b> Chris HOLLAND
ROW 11	21	<b>37</b> Mervyn SELWYN	22 <b>34</b> Justin WILSON
ROW 10	19	<b>53</b> Adrian GILBERT	20 <b>126</b> Dennis PICKETT
ROW 9	17	<b>55</b> Stephen BELLERBY	18 <b>166</b> Ben BRAIN
ROW 8	15	<b>115</b> Michael EAGLES	16 <b>230</b> Martyn ARMSTRONG
ROW 7	13	<b>28</b> Simon BAINES	14 <b>62</b> James CHARALAMBIDES
ROW 6	11	<b>137</b> Nic STRONG	12 <b>7</b> David TOMKINSON
ROW 5	9	<b>11</b> Howard PAYNE	10 <b>66</b> Jonathan STRINGER
ROW 4	7	<b>54</b> Neil WOOD	8 <b>1</b> Mark LEVERETT
ROW 3	5	<b>49</b> Peter HORE	6 <b>23</b> John William MORTON
ROW 2	3	<b>81</b> Adrian RUSSELL	4 <b>94</b> Steve PLATTS
ROW 1	1	<b>9</b> Julian BARTER	2 <b>36</b> Frazer GIBNEY
<b>Pole</b>			
			

**Comments:**  
Car No 190 - Withdrawn.

These results are provisional until the conclusion of any judicial and technical matters.

Castle Combe: 1.8500 miles

Clerk Of Course: Andy Dee-Crowne


Stewards:

Timekeeper: Peter Knight



# HSCC 70's Road Sports & Historic Road Sports Championship

## RACE 18 - GRID (20 minutes) - AMENDED

ROW 18	35	<b>45</b> Barry ASHDOWN	
ROW 17	33	<b>57</b> Mark OLDFIELD	34 <b>2</b> Adam BAGNALL
ROW 16		31 <b>61</b> Brian WEBB	32 <b>30</b> John WILLIAMS
ROW 15	29	<b>77</b> Edward BAKER	30 <b>3</b> Peter CONNELL
ROW 14		27 <b>800</b> Tony SIGHE	28 <b>85</b> Peter MICKLEWRIGHT
ROW 13	25	<b>10</b> Nigel ASHLEY	26 <b>50</b> Chris HOLLAND
ROW 12		23 <b>37</b> Mervyn SELWYN	24 <b>34</b> Justin WILSON
ROW 11	21	<b>4</b> Ken RORRISON	22 <b>126</b> Dennis PICKETT
ROW 10		19 <b>166</b> Ben BRAIN	20 <b>53</b> Adrian GILBERT
ROW 9	17	<b>55</b> Stephen BELLERBY	18 <b>22</b> James DEAN
ROW 8		15 <b>115</b> Michael EAGLES	16 <b>230</b> Martyn ARMSTRONG
ROW 7	13	<b>28</b> Simon BAINES	14 <b>62</b> James CHARALAMBIDES
ROW 6		11 <b>137</b> Nic STRONG	12 <b>7</b> David TOMKINSON
ROW 5	9	<b>11</b> Howard PAYNE	10 <b>66</b> Jonathan STRINGER
ROW 4		7 <b>54</b> Neil WOOD	8 <b>1</b> Mark LEVERETT
ROW 3	5	<b>49</b> Peter HORE	6 <b>23</b> John William MORTON
ROW 2		3 <b>81</b> Adrian RUSSELL	4 <b>94</b> Steve PLATTS
ROW 1	1	<b>9</b> Julian BARTER	2 <b>36</b> Frazer GIBNEY
<b>Pole</b>			
			

**Comments:**  
Car No 190 - Withdrawn.

These results are provisional until the conclusion of any judicial and technical matters.

Castle Combe: 1.8500 miles

Clerk Of Course: Andy Dee-Crowne


Stewards:

Timekeeper: Peter Knight



# HSCC 70's Road Sports & Historic Road Sports Championship

## RACE 18 - GRID (20 minutes)

ROW 18	35	<b>2</b> Adam BAGNALL	36	<b>45</b> Barry ASHDOWN
ROW 17	33	<b>30</b> John WILLIAMS	34	<b>57</b> Mark OLDFIELD
ROW 16	31	<b>3</b> Peter CONNELL	32	<b>61</b> Brian WEBB
ROW 15	29	<b>85</b> Peter MICKLEWRIGHT	30	<b>77</b> Edward BAKER
ROW 14	27	<b>50</b> Chris HOLLAND	28	<b>800</b> Tony SIGHE
ROW 13	25	<b>34</b> Justin WILSON	26	<b>10</b> Nigel ASHLEY
ROW 12	23	<b>126</b> Dennis PICKETT	24	<b>37</b> Mervyn SELWYN
ROW 11	21	<b>53</b> Adrian GILBERT	22	<b>4</b> Ken RORRISON
ROW 10	19	<b>190</b> Paul OGBORN	20	<b>166</b> Ben BRAIN
ROW 9	17	<b>55</b> Stephen BELLERBY	18	<b>22</b> James DEAN
ROW 8	15	<b>115</b> Michael EAGLES	16	<b>230</b> Martyn ARMSTRONG
ROW 7	13	<b>28</b> Simon BAINES	14	<b>62</b> James CHARALAMBIDES
ROW 6	11	<b>137</b> Nic STRONG	12	<b>7</b> David TOMKINSON
ROW 5	9	<b>11</b> Howard PAYNE	10	<b>66</b> Jonathan STRINGER
ROW 4	7	<b>54</b> Neil WOOD	8	<b>1</b> Mark LEVERETT
ROW 3	5	<b>49</b> Peter HORE	6	<b>23</b> John William MORTON
ROW 2	3	<b>81</b> Adrian RUSSELL	4	<b>94</b> Steve PLATTS
ROW 1	1	<b>9</b> Julian BARTER	2	<b>36</b> Frazer GIBNEY
<b>Pole</b>				
				

These results are provisional until the conclusion of any judicial and technical matters.

Castle Combe: 1.8500 miles

Clerk Of Course: Andy Dee-Crowne

Stewards:

Timekeeper: Peter Knight



# HSCC 70's Road Sports & Historic Road Sports Championship

## RACE 18 - CLASSIFICATION

Race Distance: 13 Laps / 24.05 miles

POS	NO	CL	PIC	NAME	ENTRY	LAPS	TIME	GAP	DIFF	MPH	BEST	ON	GRD	↑↓
1	9	70B	1	Julian BARTER	TVR 3000M	13	20:10.241			71.53	1:31.001	13	1	0
2	30	70B	2	John WILLIAMS	Porsche 911SC	13	20:28.736	18.495	18.495	70.46	1:31.150	13	29	27
3	36	C	1	Frazer GIBNEY	Lotus Elan S1	13	20:40.560	30.319	11.824	69.79	1:33.061	13	2	-1
4	81	C	2	Adrian RUSSELL	Lotus Elan S2	13	20:40.990	30.749	0.430	69.76	1:33.011	13	3	-1
5	11	70C	1	Howard PAYNE	Lotus Europa TC	13	21:36.391	1:26.150	55.401	66.78	1:37.732	6	9	4
6	1	70C	2	Mark LEVERETT	Lotus Elan S4	13	21:42.081	1:31.840	5.690	66.49	1:38.384	6	8	2
7	7	70E	1	David TOMKINSON	TVR Vixen S2	12	20:18.931	1 Lap	1 Lap	65.56	1:38.797	8	12	5
8	55	70B	3	Stephen BELLERBY	TVR 3000M	12	20:34.952	1 Lap	16.021	64.71	1:39.091	7	17	9
9	94	HTE	1	Steve PLATTS	Singer Chamois	12	20:43.813	1 Lap	8.861	64.25	1:42.222	7	4	-5
10	28	70D	1	Simon BAINES	Porsche 924	12	20:46.409	1 Lap	2.596	64.12	1:39.115	11	13	3
11	57	70D	2	Mark OLDFIELD	Lancia Beta	12	20:49.181	1 Lap	2.772	63.97	1:38.807	12	30	19
12	66	C	3	Jonathan STRINGER	Lotus Seven S2	12	21:08.883	1 Lap	19.702	62.98	1:42.815	8	10	-2
13	230	HTK3	1	Martyn ARMSTRONG	Morris Mini Cooper S	12	21:09.472	1 Lap	0.589	62.95	1:43.204	8	16	3
14	49	70D	3	Peter HORE	Porsche 924	12	21:12.424	1 Lap	2.952	62.80	1:43.114	9	5	-9
15	45	C	4	Barry ASHDOWN	Lotus Elan S1	12	21:18.295	1 Lap	5.871	62.52	1:40.953	9	31	16
16	54	HTC	1	Neil WOOD	Ford Anglia 105E	12	21:23.459	1 Lap	5.164	62.26	1:43.935	9	7	-9
17	53	C	5	Adrian GILBERT	Lotus Elan S3	12	21:24.858	1 Lap	1.399	62.20	1:42.415	12	19	2
18	126	D	1	Dennis PICKETT	MG B	12	21:25.447	1 Lap	0.589	62.17	1:42.624	12	20	2
19	85	C	6	Peter MICKLEWRIGHT	Lotus Elan S1	12	21:30.505	1 Lap	5.058	61.92	1:42.055	9	26	7
20	62	70D	4	James CHARALAMBIDES	Porsche 924	12	21:36.090	1 Lap	5.585	61.66	1:44.409	12	14	-6
21	166	70I	1	Ben BRAIN	Alfa	11	20:33.629	2 Laps	1 Lap	59.38	1:47.200	3	18	-3
22	115	A	1	Michael EAGLES	MG BGT V8	11	20:58.052	2 Laps	24.423	58.23	1:51.798	4	15	-7
23	10	70C	3	Nigel ASHLEY	Lotus Europa	11	21:17.873	2 Laps	19.821	57.32	1:53.515	10	23	0
24	800	G	1	Tony SIGHE	Honda S800 Coupe	11	21:37.616	2 Laps	19.743	56.45	1:54.261	2	25	1
25	37	C	7	Mervyn SELWYN	Lotus Elan S3	11	22:00.469	2 Laps	22.853	55.48	1:53.376	2	21	-4
26	61	HTC	2	Brian WEBB	Ford Anglia 105E	10	22:04.398	3 Laps	1 Lap	50.28	2:06.897	3	28	2

### NOT CLASSIFIED

DNF	34	70C		Justin WILSON	Lotus Seven S4	10	19:25.756	3 Laps		57.13	1:52.811	2	22	
DNF	137	70C		Nic STRONG	Lotus Europa	8	14:31.230	5 Laps	2 Laps	61.15	1:44.735	2	11	
DNF	77	70I		Edward BAKER	TVR 3000M	4	8:41.948	9 Laps	4 Laps	51.03	1:55.443	3	27	
DNF	23	70D		John William MORTON	Alfa Romeo 2000 GTV	2	3:56.975	11 Laps	2 Laps	56.20	1:58.141	1	6	

### NOT STARTED

NS	50	70C		Chris HOLLAND	Lotus Elan S4									24
----	----	-----	--	---------------	---------------	--	--	--	--	--	--	--	--	----

### FASTEST LAP

9	70B			Julian BARTER	TVR 3000M	13	1:31.001			73.18 mph				117.78 kph
81	C			Adrian RUSSELL	Lotus Elan S2	13	1:33.011			71.60 mph				115.23 kph
11	70C			Howard PAYNE	Lotus Europa TC	6	1:37.732			68.14 mph				109.67 kph
7	70E			David TOMKINSON	TVR Vixen S2	8	1:38.797			67.41 mph				108.48 kph
57	70D			Mark OLDFIELD	Lancia Beta	12	1:38.807			67.40 mph				108.47 kph
94	HTE			Steve PLATTS	Singer Chamois	7	1:42.222			65.15 mph				104.85 kph
126	D			Dennis PICKETT	MG B	12	1:42.624			64.89 mph				104.44 kph
230	HTK3			Martyn ARMSTRONG	Morris Mini Cooper S	8	1:43.204			64.53 mph				103.85 kph
54	HTC			Neil WOOD	Ford Anglia 105E	9	1:43.935			64.07 mph				103.12 kph
166	70I			Ben BRAIN	Alfa	3	1:47.200			62.12 mph				99.98 kph
115	A			Michael EAGLES	MG BGT V8	4	1:51.798			59.57 mph				95.87 kph
800	G			Tony SIGHE	Honda S800 Coupe	2	1:54.261			58.28 mph				93.80 kph

#### Comments:

Car No 190 - Withdrawn.

Weather / Track : Bright / Drying

These results are provisional until the conclusion of any judicial and technical matters.

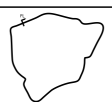
Date: 22/09/2024 Start: 17:58 Finish: 18:19

Castle Combe: 1.8500 miles

Clerk Of Course: Andy Dee-Crowne

Stewards:

Timekeeper: Peter Knight



# HSCC 70's Road Sports & Historic Road Sports Championship

## RACE 18 - LAP CHART

LAP 1 @ 18:00:35.174			LAP 2 @ 18:02:07.627			LAP 3 @ 18:03:40.051			LAP 4 @ 18:05:12.674			LAP 5 @ 18:06:44.906		
NO	BEHIND	LAP TIME	NO	BEHIND	LAP TIME	NO	BEHIND	LAP TIME	NO	BEHIND	LAP TIME	NO	BEHIND	LAP TIME
9		1:39.419	9		1:32.453	9		1:32.424	9		1:32.623	9		1:32.232
36	2.857	1:42.276	36	7.681	1:37.277	36	10.953	1:35.696	36	14.220	1:35.890	34	1 Lap	1:56.088
81	3.158	1:42.577	81	7.905	1:37.200	81	11.263	1:35.782	81	14.394	1:35.754	800	1 Lap	1:54.800
11	4.838	1:44.257	11	10.994	1:38.609	30	16.198	1:33.798	61	1 Lap	2:06.897	37	1 Lap	2:10.515
1	8.134	1:47.553	30	14.824	1:33.643	11	22.022	1:43.452	30	18.491	1:34.916	36	17.027	1:35.039
94	10.347	1:49.766	1	15.908	1:40.227	1	24.991	1:41.507	77	1 Lap	1:55.443	81	18.261	1:36.099
7	10.768	1:50.187	94	20.893	1:42.999	94	31.501	1:43.032	11	27.707	1:38.308	30	18.431	1:32.172
137	12.513	1:51.932	7	21.679	1:43.364	7	32.392	1:43.137	1	30.902	1:38.534	11	36.553	1:41.078
30	13.634	1:53.053	137	24.795	1:44.735	55	36.900	1:41.534	7	41.085	1:41.316	1	38.062	1:39.392
54	13.906	1:53.325	54	26.906	1:45.453	137	38.960	1:46.589	94	42.201	1:43.323	61	1 Lap	2:07.851
49	14.801	1:54.220	49	27.327	1:44.979	49	39.405	1:44.502	55	45.651	1:41.374	7	50.693	1:41.840
55	15.480	1:54.899	55	27.790	1:44.763	54	41.818	1:47.336	49	50.990	1:44.208	77	1 Lap	2:03.651
28	16.020	1:55.439	28	28.421	1:44.854	28	42.121	1:46.124	137	52.673	1:46.336	94	53.103	1:43.134
66	18.192	1:57.611	66	30.701	1:44.962	66	43.936	1:45.659	28	53.006	1:43.508	55	54.215	1:40.796
23	18.722	1:58.141	230	32.217	1:45.131	230	45.168	1:45.375	54	56.011	1:46.816	49	1:02.382	1:43.624
115	19.413	1:58.832	53	37.965	1:50.444	53	52.737	1:47.196	66	56.813	1:45.500	28	1:03.502	1:42.728
230	19.539	1:58.958	126	38.378	1:49.656	126	53.162	1:47.208	230	57.280	1:44.735	137	1:07.500	1:47.059
53	19.974	1:59.393	115	40.761	1:53.801	57	53.921	1:44.414	57	1:05.030	1:43.732	66	1:08.028	1:43.447
126	21.175	2:00.594	166	41.130	1:51.047	166	55.906	1:47.200	53	1:07.493	1:47.379	54	1:09.501	1:45.722
62	21.353	2:00.772	62	41.781	1:52.881	62	56.488	1:47.131	126	1:07.987	1:47.448	230	1:10.089	1:45.041
166	22.536	2:01.955	57	41.931	1:47.207	45	59.294	1:48.359	166	1:11.438	1:48.155	57	1:14.719	1:41.921
85	24.861	2:04.280	85	42.522	1:50.114	85	1:01.080	1:50.982	62	1:12.068	1:48.203	53	1:21.433	1:46.172
10	25.415	2:04.834	45	43.359	1:49.995	115	1:03.550	1:55.213	45	1:12.593	1:45.922	126	1:22.095	1:46.340
45	25.817	2:05.236	23	45.103	1:58.834 P	10	1:09.371	1:55.048	85	1:13.439	1:44.982	45	1:23.068	1:42.707
57	27.177	2:06.596	10	46.747	1:53.785	34	1:09.395	1:53.042	115	1:22.725	1:51.798	62	1:26.043	1:46.207
37	27.981	2:07.400	34	48.777	1:52.811	37	1:10.081	1:53.601	10	1:31.901	1:55.153	166	1:28.270	1:49.064
34	28.419	2:07.838	37	48.904	1:53.376	800	1:14.441	1:55.177				85	1:28.642	1:47.435
77	29.628	2:09.047	800	51.688	1:54.261									
800	29.880	2:09.299	61	1:12.599	2:11.881									
61	33.171	2:12.590	77	1:30.982	2:33.807									

# HSCC 70's Road Sports & Historic Road Sports Championship

## RACE 18 - LAP CHART

LAP 6 @ 18:08:17.397			LAP 7 @ 18:09:52.791			LAP 8 @ 18:11:26.426			LAP 9 @ 18:12:59.018			LAP 10 @ 18:14:30.874		
NO	BEHIND	LAP TIME	NO	BEHIND	LAP TIME	NO	BEHIND	LAP TIME	NO	BEHIND	LAP TIME	NO	BEHIND	LAP TIME
<b>9</b>		1:32.491	<b>9</b>		1:35.394	<b>9</b>		1:33.635	<b>9</b>		1:32.592	<b>9</b>		1:31.856
<b>115</b>	1 Lap	1:53.404	<b>53</b>	1 Lap	1:46.753	<b>230</b>	1 Lap	1:45.324	<b>28</b>	1 Lap	1:42.143	<b>34</b>	2 Laps	1:55.000
<b>30</b>	19.326	1:33.386	<b>45</b>	1 Lap	1:45.934	<b>137</b>	1 Lap	1:47.989	<b>49</b>	1 Lap	1:43.209	<b>800</b>	2 Laps	1:57.878
<b>36</b>	20.733	1:36.197	<b>126</b>	1 Lap	1:46.979	<b>54</b>	1 Lap	1:47.873	<b>57</b>	1 Lap	1:39.873	<b>28</b>	1 Lap	1:40.774
<b>81</b>	21.505	1:35.735	<b>62</b>	1 Lap	1:46.203	<b>45</b>	1 Lap	1:43.694	<b>66</b>	1 Lap	1:42.815	<b>57</b>	1 Lap	1:41.940
<b>10</b>	1 Lap	1:55.933	<b>85</b>	1 Lap	1:44.468	<b>53</b>	1 Lap	1:47.897	<b>230</b>	1 Lap	1:43.204	<b>49</b>	1 Lap	1:43.114
<b>34</b>	1 Lap	1:55.694	<b>166</b>	1 Lap	1:50.655	<b>126</b>	1 Lap	1:47.547	<b>30</b>	16.129	1:33.537	<b>30</b>	16.565	1:32.292
<b>800</b>	1 Lap	1:56.303	<b>30</b>	15.957	1:32.025	<b>30</b>	15.184	1:32.862	<b>54</b>	1 Lap	1:46.785	<b>66</b>	1 Lap	1:43.836
<b>11</b>	41.794	1:37.732	<b>36</b>	19.277	1:33.938	<b>62</b>	1 Lap	1:45.647	<b>45</b>	1 Lap	1:43.043	<b>36</b>	24.125	1:33.075
<b>37</b>	1 Lap	1:58.731	<b>81</b>	20.163	1:34.052	<b>85</b>	1 Lap	1:45.571	<b>36</b>	22.906	1:36.187	<b>230</b>	1 Lap	1:44.416
<b>1</b>	43.955	1:38.384	<b>115</b>	1 Lap	1:56.708	<b>36</b>	19.311	1:33.669	<b>81</b>	23.137	1:34.227	<b>81</b>	24.968	1:33.687
<b>7</b>	59.961	1:41.759	<b>11</b>	45.359	1:38.959	<b>81</b>	21.502	1:34.974	<b>137</b>	1 Lap	1:57.847 P	<b>37</b>	2 Laps	2:00.861
<b>94</b>	1:02.874	1:42.262	<b>34</b>	1 Lap	1:57.317	<b>166</b>	1 Lap	1:51.727	<b>53</b>	1 Lap	1:46.733	<b>54</b>	1 Lap	1:43.935
<b>55</b>	1:03.555	1:41.831	<b>10</b>	1 Lap	1:59.301	<b>61</b>	2 Laps	2:13.280	<b>126</b>	1 Lap	1:46.595	<b>45</b>	1 Lap	1:40.953
<b>28</b>	1:15.615	1:44.604	<b>1</b>	47.721	1:39.160	<b>11</b>	50.649	1:38.925	<b>62</b>	1 Lap	1:46.396	<b>53</b>	1 Lap	1:43.364
<b>49</b>	1:18.655	1:48.764	<b>800</b>	1 Lap	1:57.553	<b>1</b>	53.713	1:39.627	<b>85</b>	1 Lap	1:51.201	<b>126</b>	1 Lap	1:43.516
<b>66</b>	1:22.978	1:47.441	<b>7</b>	1:05.268	1:40.701	<b>115</b>	1 Lap	1:56.249	<b>166</b>	1 Lap	1:49.371	<b>62</b>	1 Lap	1:44.437
<b>137</b>	1:23.752	1:48.743	<b>37</b>	1 Lap	1:59.994	<b>10</b>	1 Lap	1:55.115	<b>11</b>	56.733	1:38.676	<b>85</b>	1 Lap	1:42.055
<b>54</b>	1:24.352	1:47.342	<b>55</b>	1:07.252	1:39.091	<b>34</b>	1 Lap	1:57.385	<b>1</b>	1:00.268	1:39.147	<b>11</b>	1:03.178	1:38.301
<b>230</b>	1:24.750	1:47.152	<b>94</b>	1:09.702	1:42.222	<b>7</b>	1:10.430	1:38.797	<b>61</b>	2 Laps	2:11.476	<b>1</b>	1:07.734	1:39.322
<b>57</b>	1:24.987	1:42.759	<b>28</b>	1:25.553	1:45.332	<b>800</b>	1 Lap	1:56.604	<b>115</b>	1 Lap	1:52.737	<b>166</b>	1 Lap	1:56.678
<b>61</b>	1 Lap	2:10.111	<b>49</b>	1:28.156	1:44.895	<b>55</b>	1:13.983	1:40.366	<b>7</b>	1:18.876	1:41.038	<b>7</b>	1:25.934	1:38.914
			<b>66</b>	1:31.010	1:43.426	<b>94</b>	1:19.223	1:43.156	<b>55</b>	1:23.167	1:41.776			
			<b>57</b>	1:31.896	1:42.303	<b>37</b>	1 Lap	1:57.153	<b>10</b>	1 Lap	1:54.390			
									<b>94</b>	1:30.529	1:43.898			



# HSCC 70's Road Sports & Historic Road Sports Championship

## RACE 18 - LAP CHART

LAP 11 @ 18:16:03.332			LAP 12 @ 18:17:34.995			LAP 13 @ 18:19:05.996		
NO	BEHIND	LAP TIME	NO	BEHIND	LAP TIME	NO	BEHIND	LAP TIME
<b>9</b>		1:32.458	<b>9</b>		1:31.663	<b>9</b>		1:31.001
<b>55</b>	1 Lap	1:42.373	<b>166</b>	2 Laps	1:54.142	<b>7</b>	1 Lap	1:38.923
<b>115</b>	2 Laps	1:53.309	<b>7</b>	1 Lap	1:38.955	<b>30</b>	18.495	1:31.150
<b>94</b>	1 Lap	1:42.642	<b>55</b>	1 Lap	1:43.521	<b>166</b>	2 Laps	1:53.635
<b>30</b>	17.231	1:33.124	<b>30</b>	18.346	1:32.778	<b>55</b>	1 Lap	1:42.628
<b>28</b>	1 Lap	1:42.446	<b>94</b>	1 Lap	1:43.331	<b>36</b>	30.319	1:33.061
<b>10</b>	2 Laps	1:55.261	<b>115</b>	2 Laps	1:52.675	<b>81</b>	30.749	1:33.011
<b>61</b>	3 Laps	2:14.850	<b>28</b>	1 Lap	1:39.115	<b>94</b>	1 Lap	1:44.048
<b>34</b>	2 Laps	1:54.164	<b>36</b>	28.259	1:33.806	<b>28</b>	1 Lap	1:39.342
<b>57</b>	1 Lap	1:39.400	<b>81</b>	28.739	1:33.754	<b>57</b>	1 Lap	1:38.807
<b>36</b>	26.116	1:34.449	<b>57</b>	1 Lap	1:40.229	<b>115</b>	2 Laps	1:53.326
<b>81</b>	26.648	1:34.138	<b>10</b>	2 Laps	1:53.515	<b>66</b>	1 Lap	1:43.752
<b>49</b>	1 Lap	1:46.558	<b>49</b>	1 Lap	1:46.034	<b>230</b>	1 Lap	1:43.467
<b>66</b>	1 Lap	1:43.784	<b>66</b>	1 Lap	1:46.650	<b>49</b>	1 Lap	1:48.317
<b>800</b>	2 Laps	1:58.801	<b>34</b>	2 Laps	1:56.417	<b>10</b>	2 Laps	1:55.538
<b>230</b>	1 Lap	1:43.297	<b>230</b>	1 Lap	1:43.372	<b>45</b>	1 Lap	1:43.588
<b>45</b>	1 Lap	1:44.524	<b>45</b>	1 Lap	1:44.340	<b>54</b>	1 Lap	1:45.273
<b>54</b>	1 Lap	1:48.461	<b>54</b>	1 Lap	1:45.138	<b>53</b>	1 Lap	1:42.415
<b>53</b>	1 Lap	1:43.302	<b>800</b>	2 Laps	1:58.194	<b>126</b>	1 Lap	1:42.624
<b>126</b>	1 Lap	1:43.342	<b>53</b>	1 Lap	1:43.810	<b>85</b>	1 Lap	1:42.436
<b>37</b>	2 Laps	1:59.674	<b>126</b>	1 Lap	1:43.598	<b>62</b>	1 Lap	1:44.409
<b>62</b>	1 Lap	1:45.056	<b>85</b>	1 Lap	1:44.282	<b>11</b>	1:26.150	1:39.833
<b>85</b>	1 Lap	1:42.699	<b>61</b>	3 Laps	2:19.286	<b>800</b>	2 Laps	1:58.746
<b>11</b>	1:09.729	1:39.009	<b>62</b>	1 Lap	1:48.748	<b>1</b>	1:31.840	1:41.677
<b>1</b>	1:14.243	1:38.967	<b>11</b>	1:17.318	1:39.252	<b>37</b>	2 Laps	2:00.880
			<b>37</b>	2 Laps	1:58.284	<b>61</b>	3 Laps	2:16.176
			<b>1</b>	1:21.164	1:38.584			

# HSCC 70's Road Sports & Historic Road Sports Championship

## RACE 18 - POSITION CHART

No	Name	Lap													
		Pos	1	2	3	4	5	6	7	8	9	10	11	12	13
9	BARTER	1	9	9	9	9	9	9	9	9	9	9	9	9	9
36	GIBNEY	2	36	36	36	36	36	30	30	30	30	30	30	30	30
81	RUSSELL	3	81	81	81	81	81	36	36	36	36	36	36	36	36
94	PLATTS	4	11	11	30	30	30	81	81	81	81	81	81	81	81
49	HORE	5	1	30	11	11	11	11	11	11	11	11	11	11	11
23	MORTON	6	94	1	1	1	1	1	1	1	1	1	1	1	1
54	WOOD	7	7	94	94	7	7	7	7	7	7	7	7	7	7
1	LEVERETT	8	137	7	7	94	94	94	55	55	55	55	55	55	55
11	PAYNE	9	30	137	55	55	55	55	94	94	94	94	94	94	94
66	STRINGER	10	54	54	137	49	49	28	28	28	28	28	28	28	28
137	STRONG	11	49	49	49	137	28	49	49	49	57	57	57	57	57
7	TOMKINSON	12	55	55	54	28	137	66	66	57	49	49	49	49	66
28	BAINES	13	28	28	28	54	66	137	57	66	66	66	66	66	230
62	CHARALAMBIDES	14	66	66	66	66	54	54	230	230	230	230	230	230	49
115	EAGLES	15	23	230	230	230	230	230	137	54	54	45	45	45	45
230	ARMSTRONG	16	115	53	53	57	57	57	54	45	45	54	54	54	54
55	BELLERBY	17	230	126	126	53	53	53	45	137	53	53	53	53	53
166	BRAIN	18	53	115	57	126	126	45	53	53	126	126	126	126	126
53	GILBERT	19	126	166	166	166	45	126	126	126	62	62	85	85	85
126	PICKETT	20	62	62	62	62	62	62	62	62	85	85	62	62	62
37	SELWYN	21	166	57	45	45	166	85	85	85	166	166	166	166	166
34	WILSON	22	85	85	85	85	85	166	166	166	115	115	115	115	115
10	ASHLEY	23	10	45	115	115	115	115	115	115	10	10	10	10	10
50	HOLLAND	24	45	23	10	10	10	34	10	10	34	34	800	800	800
800	SIGHE	25	57	10	34	34	34	10	34	34	800	800	800	37	37
85	MICKLEWRIGHT	26	37	34	37	800	800	800	800	800	37	37	37	37	37
77	BAKER	27	34	37	800	37	37	37	37	37	61	61	61	61	61
61	WEBB	28	77	800	61	61	61	61	61	61	61	61	61	61	61
30	WILLIAMS	29	800	61	77	77	77	77	77	77	77	77	77	77	77
57	OLDFIELD	30	61	77	77	77	77	77	77	77	77	77	77	77	77
45	ASHDOWN	31													

# HSCC 70's Road Sports & Historic Road Sports Championship

## RACE 18 - LAP ANALYSIS

DIFF = Difference To Personal Best Lap

<b>P1 9 Julian BARTER</b>				
LAP	LAP TIME	DIFF	MPH	TIME OF DAY
1 -	1:39.419	8.418	66.98	18:00:35.174
2 -	1:32.453	1.452	72.03	18:02:07.627
3 -	1:32.424	1.423	72.05	18:03:40.051
4 -	1:32.623	1.622	71.90	18:05:12.674
5 -	1:32.232	1.231	72.20	18:06:44.906
6 -	1:32.491	1.490	72.00	18:08:17.397
7 -	1:35.394	4.393	69.81	18:09:52.791
8 -	1:33.635	2.634	71.12	18:11:26.426
9 -	1:32.592	1.591	71.92	18:12:59.018
10 -	1:31.856 (3)	0.855	72.50	18:14:30.874
11 -	1:32.458	1.457	72.03	18:16:03.332
12 -	1:31.663 (2)	0.662	72.65	18:17:34.995
<b>13 -</b>	<b>1:31.001 (1)</b>		<b>73.18</b>	<b>18:19:05.996</b>

<b>P2 30 John WILLIAMS</b>				
LAP	LAP TIME	DIFF	MPH	TIME OF DAY
1 -	1:53.053	21.903	58.91	18:00:48.808
2 -	1:33.643	2.493	71.12	18:02:22.451
3 -	1:33.798	2.648	71.00	18:03:56.249
4 -	1:34.916	3.766	70.16	18:05:31.165
5 -	1:32.172 (3)	1.022	72.25	18:07:03.337
6 -	1:33.386	2.236	71.31	18:08:36.723
7 -	1:32.025 (2)	0.875	72.37	18:10:08.748
8 -	1:32.862	1.712	71.71	18:11:41.610
9 -	1:33.537	2.387	71.20	18:13:15.147
10 -	1:32.292	1.142	72.16	18:14:47.439
11 -	1:33.124	1.974	71.51	18:16:20.563
12 -	1:32.778	1.628	71.78	18:17:53.341
<b>13 -</b>	<b>1:31.150 (1)</b>		<b>73.06</b>	<b>18:19:24.491</b>

<b>P3 36 Frazer GIBNEY</b>				
LAP	LAP TIME	DIFF	MPH	TIME OF DAY
1 -	1:42.276	9.215	65.11	18:00:38.031
2 -	1:37.277	4.216	68.46	18:02:15.308
3 -	1:35.696	2.635	69.59	18:03:51.004
4 -	1:35.890	2.829	69.45	18:05:26.894
5 -	1:35.039	1.978	70.07	18:07:01.933
6 -	1:36.197	3.136	69.23	18:08:38.130
7 -	1:33.938	0.877	70.89	18:10:12.068
8 -	1:33.669 (3)	0.608	71.10	18:11:45.737
9 -	1:36.187	3.126	69.24	18:13:21.924
10 -	1:33.075 (2)	0.014	71.55	18:14:54.999
11 -	1:34.449	1.388	70.51	18:16:29.448
12 -	1:33.806	0.745	70.99	18:18:03.254
<b>13 -</b>	<b>1:33.061 (1)</b>		<b>71.56</b>	<b>18:19:36.315</b>

<b>P4 81 Adrian RUSSELL</b>				
LAP	LAP TIME	DIFF	MPH	TIME OF DAY
1 -	1:42.577	9.566	64.92	18:00:38.332
2 -	1:37.200	4.189	68.51	18:02:15.532
3 -	1:35.782	2.771	69.53	18:03:51.314
4 -	1:35.754	2.743	69.55	18:05:27.068
5 -	1:36.099	3.088	69.30	18:07:03.167
6 -	1:35.735	2.724	69.56	18:08:38.902
7 -	1:34.052	1.041	70.81	18:10:12.954
8 -	1:34.974	1.963	70.12	18:11:47.928
9 -	1:34.227	1.216	70.68	18:13:22.155
10 -	1:33.687 (2)	0.676	71.08	18:14:55.842
11 -	1:34.138	1.127	70.74	18:16:29.980
12 -	1:33.754 (3)	0.743	71.03	18:18:03.734

DIFF = Difference To Personal Best Lap

<b>P5 11 Howard PAYNE</b>				
LAP	LAP TIME	DIFF	MPH	TIME OF DAY
1 -	1:44.257	6.525	63.88	18:00:40.012
2 -	1:38.609	0.877	67.53	18:02:18.621
3 -	1:43.452	5.720	64.37	18:04:02.073
4 -	1:38.308 (3)	0.576	67.74	18:05:40.381
5 -	1:41.078	3.346	65.89	18:07:21.459
<b>6 -</b>	<b>1:37.732 (1)</b>		<b>68.14</b>	<b>18:08:59.191</b>
7 -	1:38.959	1.227	67.30	18:10:38.150
8 -	1:38.925	1.193	67.32	18:12:17.075
9 -	1:38.676	0.944	67.49	18:13:55.751
10 -	1:38.301 (2)	0.569	67.75	18:15:34.052
11 -	1:39.009	1.277	67.26	18:17:13.061
12 -	1:39.252	1.520	67.10	18:18:52.313
13 -	1:39.833	2.101	66.71	18:20:32.146

<b>P6 1 Mark LEVERETT</b>				
LAP	LAP TIME	DIFF	MPH	TIME OF DAY
1 -	1:47.553	9.169	61.92	18:00:43.308
2 -	1:40.227	1.843	66.44	18:02:23.535
3 -	1:41.507	3.123	65.61	18:04:05.042
4 -	1:38.534 (2)	0.150	67.59	18:05:43.576
5 -	1:39.392	1.008	67.00	18:07:22.968
<b>6 -</b>	<b>1:38.384 (1)</b>		<b>67.69</b>	<b>18:09:01.352</b>
7 -	1:39.160	0.776	67.16	18:10:40.512
8 -	1:39.627	1.243	66.84	18:12:20.139
9 -	1:39.147	0.763	67.17	18:13:59.286
10 -	1:39.322	0.938	67.05	18:15:38.608
11 -	1:38.967	0.583	67.29	18:17:17.575
12 -	1:38.584 (3)	0.200	67.55	18:18:56.159
13 -	1:41.677	3.293	65.50	18:20:37.836

<b>P7 7 David TOMKINSON</b>				
LAP	LAP TIME	DIFF	MPH	TIME OF DAY
1 -	1:50.187	11.390	60.44	18:00:45.942
2 -	1:43.364	4.567	64.43	18:02:29.306
3 -	1:43.137	4.340	64.57	18:04:12.443
4 -	1:41.316	2.519	65.73	18:05:53.759
5 -	1:41.840	3.043	65.39	18:07:35.599
6 -	1:41.759	2.962	65.44	18:09:17.358
7 -	1:40.701	1.904	66.13	18:10:58.059
<b>8 -</b>	<b>1:38.797 (1)</b>		<b>67.41</b>	<b>18:12:36.856</b>
9 -	1:41.038	2.241	65.91	18:14:17.894
10 -	1:38.914 (2)	0.117	67.33	18:15:56.808
11 -	1:38.955	0.158	67.30	18:17:35.763
12 -	1:38.923 (3)	0.126	67.32	18:19:14.686

<b>P8 55 Stephen BELLERBY</b>				
LAP	LAP TIME	DIFF	MPH	TIME OF DAY
1 -	1:54.899	15.808	57.96	18:00:50.654
2 -	1:44.763	5.672	63.57	18:02:35.417
3 -	1:41.534	2.443	65.59	18:04:16.951
4 -	1:41.374	2.283	65.69	18:05:58.325
5 -	1:40.796 (3)	1.705	66.07	18:07:39.121
6 -	1:41.831	2.740	65.40	18:09:20.952
<b>7 -</b>	<b>1:39.091 (1)</b>		<b>67.21</b>	<b>18:11:00.043</b>
8 -	1:40.366 (2)	1.275	66.35	18:12:40.409
9 -	1:41.776	2.685	65.43	18:14:22.185
10 -	1:42.373	3.282	65.05	18:16:04.558
11 -	1:43.521	4.430	64.33	18:17:48.079

# HSCC 70's Road Sports & Historic Road Sports Championship

## RACE 18 - LAP ANALYSIS

DIFF = Difference To Personal Best Lap

12 - 1:42.628 3.537 64.89 18:19:30.707

<b>P9 94 Steve PLATTS</b>				
LAP	LAP TIME	DIFF	MPH	TIME OF DAY
1 -	1:49.766	7.544	60.67	18:00:45.521
2 -	1:42.999	0.777	64.66	18:02:28.520
3 -	1:43.032	0.810	64.64	18:04:11.552
4 -	1:43.323	1.101	64.45	18:05:54.875
5 -	1:43.134	0.912	64.57	18:07:38.009
6 -	1:42.262 (2)	0.040	65.12	18:09:20.271
7 -	<b>1:42.222 (1)</b>		<b>65.15</b>	<b>18:11:02.493</b>
8 -	1:43.156	0.934	64.56	18:12:45.649
9 -	1:43.898	1.676	64.10	18:14:29.547
10 -	1:42.642 (3)	0.420	64.88	18:16:12.189
11 -	1:43.331	1.109	64.45	18:17:55.520
12 -	1:44.048	1.826	64.00	18:19:39.568

<b>P10 28 Simon BAINES</b>				
LAP	LAP TIME	DIFF	MPH	TIME OF DAY
1 -	1:55.439	16.324	57.69	18:00:51.194
2 -	1:44.854	5.739	63.51	18:02:36.048
3 -	1:46.124	7.009	62.75	18:04:22.172
4 -	1:43.508	4.393	64.34	18:06:05.680
5 -	1:42.728	3.613	64.83	18:07:48.408
6 -	1:44.604	5.489	63.66	18:09:33.012
7 -	1:45.332	6.217	63.22	18:11:18.344
8 -	1:42.143	3.028	65.20	18:13:00.487
9 -	1:40.774 (3)	1.659	66.08	18:14:41.261
10 -	1:42.446	3.331	65.01	18:16:23.707
11 -	<b>1:39.115 (1)</b>		<b>67.19</b>	<b>18:18:02.822</b>
12 -	1:39.342 (2)	0.227	67.04	18:19:42.164

<b>P11 57 Mark OLDFIELD</b>				
LAP	LAP TIME	DIFF	MPH	TIME OF DAY
1 -	2:06.596	27.789	52.60	18:01:02.351
2 -	1:47.207	8.400	62.12	18:02:49.558
3 -	1:44.414	5.607	63.78	18:04:33.972
4 -	1:43.732	4.925	64.20	18:06:17.704
5 -	1:41.921	3.114	65.34	18:07:59.625
6 -	1:42.759	3.952	64.81	18:09:42.384
7 -	1:42.303	3.496	65.10	18:11:24.687
8 -	1:39.873 (3)	1.066	66.68	18:13:04.560
9 -	1:41.940	3.133	65.33	18:14:46.500
10 -	1:39.400 (2)	0.593	67.00	18:16:25.900
11 -	1:40.229	1.422	66.44	18:18:06.129
12 -	<b>1:38.807 (1)</b>		<b>67.40</b>	<b>18:19:44.936</b>

<b>P12 66 Jonathan STRINGER</b>				
LAP	LAP TIME	DIFF	MPH	TIME OF DAY
1 -	1:57.611	14.796	56.62	18:00:53.366
2 -	1:44.962	2.147	63.45	18:02:38.328
3 -	1:45.659	2.844	63.03	18:04:23.987
4 -	1:45.500	2.685	63.12	18:06:09.487
5 -	1:43.447 (3)	0.632	64.38	18:07:52.934
6 -	1:47.441	4.626	61.98	18:09:40.375
7 -	1:43.426 (2)	0.611	64.39	18:11:23.801
8 -	<b>1:42.815 (1)</b>		<b>64.77</b>	<b>18:13:06.616</b>
9 -	1:43.836	1.021	64.13	18:14:50.452
10 -	1:43.784	0.969	64.17	18:16:34.236
11 -	1:46.650	3.835	62.44	18:18:20.886
12 -	1:43.752	0.937	64.19	18:20:04.638

DIFF = Difference To Personal Best Lap

<b>P13 230 Martyn ARMSTRONG</b>				
LAP	LAP TIME	DIFF	MPH	TIME OF DAY
1 -	1:58.958	15.754	55.98	18:00:54.713
2 -	1:45.131	1.927	63.34	18:02:39.844
3 -	1:45.375	2.171	63.20	18:04:25.219
4 -	1:44.735	1.531	63.58	18:06:09.954
5 -	1:45.041	1.837	63.40	18:07:54.995
6 -	1:47.152	3.948	62.15	18:09:42.147
7 -	1:45.324	2.120	63.23	18:11:27.471
8 -	<b>1:43.204 (1)</b>		<b>64.53</b>	<b>18:13:10.675</b>
9 -	1:44.416	1.212	63.78	18:14:55.091
10 -	1:43.297 (2)	0.093	64.47	18:16:38.388
11 -	1:43.372 (3)	0.168	64.42	18:18:21.760
12 -	1:43.467	0.263	64.36	18:20:05.227

<b>P14 49 Peter HORE</b>				
LAP	LAP TIME	DIFF	MPH	TIME OF DAY
1 -	1:54.220	11.106	58.30	18:00:49.975
2 -	1:44.979	1.865	63.44	18:02:34.954
3 -	1:44.502	1.388	63.73	18:04:19.456
4 -	1:44.208	1.094	63.91	18:06:03.664
5 -	1:43.624 (3)	0.510	64.27	18:07:47.288
6 -	1:48.764	5.650	61.23	18:09:36.052
7 -	1:44.895	1.781	63.49	18:11:20.947
8 -	1:43.209 (2)	0.095	64.52	18:13:04.156
9 -	<b>1:43.114 (1)</b>		<b>64.58</b>	<b>18:14:47.270</b>
10 -	1:46.558	3.444	62.50	18:16:33.828
11 -	1:46.034	2.920	62.81	18:18:19.862
12 -	1:48.317	5.203	61.48	18:20:08.179

<b>P15 45 Barry ASHDOWN</b>				
LAP	LAP TIME	DIFF	MPH	TIME OF DAY
1 -	2:05.236	24.283	53.17	18:01:00.991
2 -	1:49.995	9.042	60.54	18:02:50.986
3 -	1:48.359	7.406	61.46	18:04:39.345
4 -	1:45.922	4.969	62.87	18:06:25.267
5 -	1:42.707 (2)	1.754	64.84	18:08:07.974
6 -	1:45.934	4.981	62.86	18:09:53.908
7 -	1:43.694	2.741	64.22	18:11:37.602
8 -	1:43.043 (3)	2.090	64.63	18:13:20.645
9 -	<b>1:40.953 (1)</b>		<b>65.97</b>	<b>18:15:01.598</b>
10 -	1:44.524	3.571	63.71	18:16:46.122
11 -	1:44.340	3.387	63.83	18:18:30.462
12 -	1:43.588	2.635	64.29	18:20:14.050

<b>P16 54 Neil WOOD</b>				
LAP	LAP TIME	DIFF	MPH	TIME OF DAY
1 -	1:53.325	9.390	58.76	18:00:49.080
2 -	1:45.453	1.518	63.15	18:02:34.533
3 -	1:47.336	3.401	62.04	18:04:21.869
4 -	1:46.816	2.881	62.35	18:06:08.685
5 -	1:45.722	1.787	62.99	18:07:54.407
6 -	1:47.342	3.407	62.04	18:09:41.749
7 -	1:47.873	3.938	61.73	18:11:29.622
8 -	1:46.785	2.850	62.36	18:13:16.407
9 -	<b>1:43.935 (1)</b>		<b>64.07</b>	<b>18:15:00.342</b>
10 -	1:48.461	4.526	61.40	18:16:48.803
11 -	1:45.138 (2)	1.203	63.34	18:18:33.941
12 -	1:45.273 (3)	1.338	63.26	18:20:19.214

# HSCC 70's Road Sports & Historic Road Sports Championship

## RACE 18 - LAP ANALYSIS

DIFF = Difference To Personal Best Lap

<b>P17 53 Adrian GILBERT</b>				
LAP	LAP TIME	DIFF	MPH	TIME OF DAY
1 -	1:59.393	16.978	55.78	18:00:55.148
2 -	1:50.444	8.029	60.30	18:02:45.592
3 -	1:47.196	4.781	62.12	18:04:32.788
4 -	1:47.379	4.964	62.02	18:06:20.167
5 -	1:46.172	3.757	62.72	18:08:06.339
6 -	1:46.753	4.338	62.38	18:09:53.092
7 -	1:47.897	5.482	61.72	18:11:40.989
8 -	1:46.733	4.318	62.39	18:13:27.722
9 -	1:43.364 (3)	0.949	64.43	18:15:11.086
10 -	1:43.302 (2)	0.887	64.47	18:16:54.388
11 -	1:43.810	1.395	64.15	18:18:38.198
12 -	<b>1:42.415 (1)</b>		<b>65.02</b>	<b>18:20:20.613</b>

<b>P18 126 Dennis PICKETT</b>				
LAP	LAP TIME	DIFF	MPH	TIME OF DAY
1 -	2:00.594	17.970	55.22	18:00:56.349
2 -	1:49.656	7.032	60.73	18:02:46.005
3 -	1:47.208	4.584	62.12	18:04:33.213
4 -	1:47.448	4.824	61.98	18:06:20.661
5 -	1:46.340	3.716	62.62	18:08:07.001
6 -	1:46.979	4.355	62.25	18:09:53.980
7 -	1:47.547	4.923	61.92	18:11:41.527
8 -	1:46.595	3.971	62.47	18:13:28.122
9 -	1:43.516 (3)	0.892	64.33	18:15:11.638
10 -	1:43.342 (2)	0.718	64.44	18:16:54.980
11 -	1:43.598	0.974	64.28	18:18:38.578
12 -	<b>1:42.624 (1)</b>		<b>64.89</b>	<b>18:20:21.202</b>

<b>P19 85 Peter MICKLEWRIGHT</b>				
LAP	LAP TIME	DIFF	MPH	TIME OF DAY
1 -	2:04.280	22.225	53.58	18:01:00.035
2 -	1:50.114	8.059	60.48	18:02:50.149
3 -	1:50.982	8.927	60.01	18:04:41.131
4 -	1:44.982	2.927	63.43	18:06:26.113
5 -	1:47.435	5.380	61.99	18:08:13.548
6 -	1:44.468	2.413	63.75	18:09:58.016
7 -	1:45.571	3.516	63.08	18:11:43.587
8 -	1:51.201	9.146	59.89	18:13:34.788
9 -	<b>1:42.055 (1)</b>		<b>65.25</b>	<b>18:15:16.843</b>
10 -	1:42.699 (3)	0.644	64.85	18:16:59.542
11 -	1:44.282	2.227	63.86	18:18:43.824
12 -	1:42.436 (2)	0.381	65.01	18:20:26.260

<b>P20 62 James CHARALAMBIDES</b>				
LAP	LAP TIME	DIFF	MPH	TIME OF DAY
1 -	2:00.772	16.363	55.14	18:00:56.527
2 -	1:52.881	8.472	59.00	18:02:49.408
3 -	1:47.131	2.722	62.16	18:04:36.539
4 -	1:48.203	3.794	61.55	18:06:24.742
5 -	1:46.207	1.798	62.70	18:08:10.949
6 -	1:46.203	1.794	62.71	18:09:57.152
7 -	1:45.647	1.238	63.04	18:11:42.799
8 -	1:46.396	1.987	62.59	18:13:29.195
9 -	1:44.437 (2)	0.028	63.77	18:15:13.632
10 -	1:45.056 (3)	0.647	63.39	18:16:58.688
11 -	1:48.748	4.339	61.24	18:18:47.436
12 -	<b>1:44.409 (1)</b>		<b>63.78</b>	<b>18:20:31.845</b>

DIFF = Difference To Personal Best Lap

<b>P21 166 Ben BRAIN</b>				
LAP	LAP TIME	DIFF	MPH	TIME OF DAY
1 -	2:01.955	14.755	54.61	18:00:57.710
2 -	1:51.047	3.847	59.97	18:02:48.757
3 -	<b>1:47.200 (1)</b>		<b>62.12</b>	<b>18:04:35.957</b>
4 -	1:48.155 (2)	0.955	61.57	18:06:24.112
5 -	1:49.064 (3)	1.864	61.06	18:08:13.176
6 -	1:50.655	3.455	60.18	18:10:03.831
7 -	1:51.727	4.527	59.60	18:11:55.558
8 -	1:49.371	2.171	60.89	18:13:44.929
9 -	1:56.678	9.478	57.08	18:15:41.607
10 -	1:54.142	6.942	58.34	18:17:35.749
11 -	1:53.635	6.435	58.60	18:19:29.384

<b>P22 115 Michael EAGLES</b>				
LAP	LAP TIME	DIFF	MPH	TIME OF DAY
1 -	1:58.832	7.034	56.04	18:00:54.587
2 -	1:53.801	2.003	58.52	18:02:48.388
3 -	1:55.213	3.415	57.80	18:04:43.601
4 -	<b>1:51.798 (1)</b>		<b>59.57</b>	<b>18:06:35.399</b>
5 -	1:53.404	1.606	58.72	18:08:28.803
6 -	1:56.708	4.910	57.06	18:10:25.511
7 -	1:56.249	4.451	57.29	18:12:21.760
8 -	1:52.737 (3)	0.939	59.07	18:14:14.497
9 -	1:53.309	1.511	58.77	18:16:07.806
10 -	1:52.675 (2)	0.877	59.10	18:18:00.481
11 -	1:53.326	1.528	58.76	18:19:53.807

<b>P23 10 Nigel ASHLEY</b>				
LAP	LAP TIME	DIFF	MPH	TIME OF DAY
1 -	2:04.834	11.319	53.35	18:01:00.589
2 -	1:53.785 (2)	0.270	58.53	18:02:54.374
3 -	1:55.048	1.533	57.88	18:04:49.422
4 -	1:55.153	1.638	57.83	18:06:44.575
5 -	1:55.933	2.418	57.44	18:08:40.508
6 -	1:59.301	5.786	55.82	18:10:39.809
7 -	1:55.115	1.600	57.85	18:12:34.924
8 -	1:54.390 (3)	0.875	58.22	18:14:29.314
9 -	1:55.261	1.746	57.78	18:16:24.575
10 -	<b>1:53.515 (1)</b>		<b>58.67</b>	<b>18:18:18.090</b>
11 -	1:55.538	2.023	57.64	18:20:13.628

<b>P24 800 Tony SIGHE</b>				
LAP	LAP TIME	DIFF	MPH	TIME OF DAY
1 -	2:09.299	15.038	51.50	18:01:05.054
2 -	<b>1:54.261 (1)</b>		<b>58.28</b>	<b>18:02:59.315</b>
3 -	1:55.177 (3)	0.916	57.82	18:04:54.492
4 -	1:54.800 (2)	0.539	58.01	18:06:49.292
5 -	1:56.303	2.042	57.26	18:08:45.595
6 -	1:57.553	3.292	56.65	18:10:43.148
7 -	1:56.604	2.343	57.11	18:12:39.752
8 -	1:57.878	3.617	56.49	18:14:37.630
9 -	1:58.801	4.540	56.06	18:16:36.431
10 -	1:58.194	3.933	56.34	18:18:34.625
11 -	1:58.746	4.485	56.08	18:20:33.371

<b>P25 37 Mervyn SELWYN</b>				
LAP	LAP TIME	DIFF	MPH	TIME OF DAY
1 -	2:07.400	14.024	52.27	18:01:03.155
2 -	<b>1:53.376 (1)</b>		<b>58.74</b>	<b>18:02:56.531</b>
3 -	1:53.601 (2)	0.225	58.62	18:04:50.132

# HSCC 70's Road Sports & Historic Road Sports Championship

## RACE 18 - LAP ANALYSIS

DIFF = Difference To Personal Best Lap

4 -	2:10.515	17.139	51.02	18:07:00.647
5 -	1:58.731	5.355	56.09	18:08:59.378
6 -	1:59.994	6.618	55.50	18:10:59.372
7 -	1:57.153 (3)	3.777	56.84	18:12:56.525
8 -	2:00.861	7.485	55.10	18:14:57.386
9 -	1:59.674	6.298	55.65	18:16:57.060
10 -	1:58.284	4.908	56.30	18:18:55.344
11 -	2:00.880	7.504	55.09	18:20:56.224

### P26 61 Brian WEBB

LAP	LAP TIME	DIFF	MPH	TIME OF DAY
1 -	2:12.590	5.693	50.23	18:01:08.345
2 -	2:11.881	4.984	50.50	18:03:20.226
3 -	<b>2:06.897 (1)</b>		<b>52.48</b>	<b>18:05:27.123</b>
4 -	2:07.851 (2)	0.954	52.09	18:07:34.974
5 -	2:10.111 (3)	3.214	51.18	18:09:45.085
6 -	2:13.280	6.383	49.97	18:11:58.365
7 -	2:11.476	4.579	50.65	18:14:09.841
8 -	2:14.850	7.953	49.38	18:16:24.691
9 -	2:19.286	12.389	47.81	18:18:43.977
10 -	2:16.176	9.279	48.90	18:21:00.153

### P27 34 Justin WILSON

LAP	LAP TIME	DIFF	MPH	TIME OF DAY
1 -	2:07.838	15.027	52.09	18:01:03.593
2 -	<b>1:52.811 (1)</b>		<b>59.03</b>	<b>18:02:56.404</b>
3 -	1:53.042 (2)	0.231	58.91	18:04:49.446
4 -	1:56.088	3.277	57.37	18:06:45.534
5 -	1:55.694	2.883	57.56	18:08:41.228
6 -	1:57.317	4.506	56.76	18:10:38.545
7 -	1:57.385	4.574	56.73	18:12:35.930
8 -	1:55.000	2.189	57.91	18:14:30.930
9 -	1:54.164 (3)	1.353	58.33	18:16:25.094
10 -	1:56.417	3.606	57.20	18:18:21.511

### P28 137 Nic STRONG

LAP	LAP TIME	DIFF	MPH	TIME OF DAY
1 -	1:51.932	7.197	59.50	18:00:47.687
2 -	<b>1:44.735 (1)</b>		<b>63.58</b>	<b>18:02:32.422</b>
3 -	1:46.589 (3)	1.854	62.48	18:04:19.011
4 -	1:46.336 (2)	1.601	62.63	18:06:05.347
5 -	1:47.059	2.324	62.20	18:07:52.406
6 -	1:48.743	4.008	61.24	18:09:41.149
7 -	1:47.989	3.254	61.67	18:11:29.138
8 -	1:57.847 P	13.112	56.51	18:13:26.985

### P29 77 Edward BAKER

LAP	LAP TIME	DIFF	MPH	TIME OF DAY
1 -	2:09.047 (3)	13.604	51.60	18:01:04.802
2 -	2:33.807	38.364	43.30	18:03:38.609
3 -	<b>1:55.443 (1)</b>		<b>57.69</b>	<b>18:05:34.052</b>
4 -	2:03.651 (2)	8.208	53.86	18:07:37.703

### P30 23 John William MORTON

LAP	LAP TIME	DIFF	MPH	TIME OF DAY
1 -	<b>1:58.141 (1)</b>		<b>56.37</b>	<b>18:00:53.896</b>
2 -	1:58.834 P	0.693	56.04	18:02:52.730

# HSCC 70's Road Sports & Historic Road Sports Championship

## RACE 18 - STATISTICS

**Competitors Started** 30  
**Planned Start** 2024-09-22 @ 17:20:00.000  
**Actual Start** 2024-09-22 @ 17:58:55.755  
**Finish Time** 2024-09-22 @ 18:19:04.426  
**Track Length** 1.8500mi.  
**Total Laps** 335  
**Total Distance Covered** 619.7528mi.

### Session Fastest Lap History

NO	CL	NAME	LAP TIME	TIME OF DAY	LAP	VEHICLE
9	70B	Julian BARTER	1:39.419	18:00:35.179	1	TVR 3000M
9	70B	Julian BARTER	1:32.453	18:02:07.632	2	TVR 3000M
9	70B	Julian BARTER	1:32.424	18:03:40.056	3	TVR 3000M
9	70B	Julian BARTER	1:32.232	18:06:44.910	5	TVR 3000M
30	70B	John WILLIAMS	1:32.172	18:07:03.350	5	Porsche 911SC
30	70B	John WILLIAMS	1:32.025	18:10:08.765	7	Porsche 911SC
9	70B	Julian BARTER	1:31.856	18:14:30.880	10	TVR 3000M
9	70B	Julian BARTER	1:31.663	18:17:34.999	12	TVR 3000M
9	70B	Julian BARTER	1:31.001	18:19:06.001	13	TVR 3000M

### Session Leader History

NO	CL	NAME	FROM LAP	LAPS LED	DISTANCE	VEHICLE
9	70B	Julian BARTER	1	13	24.05 miles	TVR 3000M

### Flag History

TYPE	TIME OF DAY
GREEN	17:58:55.755
FINISH	18:19:04.426

### Flag Statistics

TYPE	COUNT	TOTAL LAPS	TOTAL TIME
Green	1	13	22:43.412
Red	0	0	0.000
Safety Car	0	0	0.000
FCY	0	0	0.000

# HSCC 70's Road Sports & Historic Road Sports Championship

## RACE 18 - STATISTICS

**CLASS : 70C**

**5 Starters**

### Fastest Lap History

NO	NAME	LAP TIME	TIME OF DAY	LAP	VEHICLE
11	Howard PAYNE	<b>1:44.257</b>	18:00:40.004	1	Lotus Europa TC
11	Howard PAYNE	<b>1:38.609</b>	18:02:18.613	2	Lotus Europa TC
11	Howard PAYNE	<b>1:38.308</b>	18:05:40.373	4	Lotus Europa TC
11	Howard PAYNE	<b>1:37.732</b>	18:08:59.178	6	Lotus Europa TC

### Leader History

NO	NAME	FROM LAP	LAPS LED	DISTANCE	VEHICLE
11	Howard PAYNE	1	13	24.05 miles	Lotus Europa TC



# HSCC 70's Road Sports & Historic Road Sports Championship

## RACE 18 - STATISTICS

CLASS : 70D

5 Starters

### Fastest Lap History

NO	NAME	LAP TIME	TIME OF DAY	LAP	VEHICLE
49	Peter HORE	1:54.220	18:00:49.971	1	Porsche 924
49	Peter HORE	1:44.979	18:02:34.948	2	Porsche 924
28	Simon BAINES	1:44.854	18:02:36.045	2	Porsche 924
49	Peter HORE	1:44.502	18:04:19.451	3	Porsche 924
57	Mark OLDFIELD	1:44.414	18:04:33.972	3	Lancia Beta
49	Peter HORE	1:44.208	18:06:03.661	4	Porsche 924
28	Simon BAINES	1:43.508	18:06:05.675	4	Porsche 924
28	Simon BAINES	1:42.728	18:07:48.405	5	Porsche 924
57	Mark OLDFIELD	1:41.921	18:07:59.625	5	Lancia Beta
57	Mark OLDFIELD	1:39.873	18:13:04.560	8	Lancia Beta
57	Mark OLDFIELD	1:39.400	18:16:25.900	10	Lancia Beta
28	Simon BAINES	1:39.115	18:18:02.818	11	Porsche 924
57	Mark OLDFIELD	1:38.807	18:19:44.936	12	Lancia Beta

### Leader History

NO	NAME	FROM LAP	LAPS LED	DISTANCE	VEHICLE
49	Peter HORE	1	5	9.25 miles	Porsche 924
28	Simon BAINES	6	7	12.95 miles	Porsche 924

# HSCC 70's Road Sports & Historic Road Sports Championship

## RACE 18 - STATISTICS

CLASS : 70E

1 Starters

### Fastest Lap History

NO	NAME	LAP TIME	TIME OF DAY	LAP	VEHICLE
7	David TOMKINSON	<b>1:50.187</b>	18:00:45.938	1	TVR Vixen S2
7	David TOMKINSON	<b>1:43.364</b>	18:02:29.303	2	TVR Vixen S2
7	David TOMKINSON	<b>1:43.137</b>	18:04:12.438	3	TVR Vixen S2
7	David TOMKINSON	<b>1:41.316</b>	18:05:53.757	4	TVR Vixen S2
7	David TOMKINSON	<b>1:40.701</b>	18:10:58.053	7	TVR Vixen S2
7	David TOMKINSON	<b>1:38.797</b>	18:12:36.853	8	TVR Vixen S2

### Leader History

NO	NAME	FROM LAP	LAPS LED	DISTANCE	VEHICLE
7	David TOMKINSON	1	12	22.20 miles	TVR Vixen S2

# HSCC 70's Road Sports & Historic Road Sports Championship

## RACE 18 - STATISTICS

CLASS : 70B

3 Starters

### Fastest Lap History

NO	NAME	LAP TIME	TIME OF DAY	LAP	VEHICLE
9	Julian BARTER	1:39.419	18:00:35.179	1	TVR 3000M
9	Julian BARTER	1:32.453	18:02:07.632	2	TVR 3000M
9	Julian BARTER	1:32.424	18:03:40.056	3	TVR 3000M
9	Julian BARTER	1:32.232	18:06:44.910	5	TVR 3000M
30	John WILLIAMS	1:32.172	18:07:03.350	5	Porsche 911SC
30	John WILLIAMS	1:32.025	18:10:08.765	7	Porsche 911SC
9	Julian BARTER	1:31.856	18:14:30.880	10	TVR 3000M
9	Julian BARTER	1:31.663	18:17:34.999	12	TVR 3000M
9	Julian BARTER	1:31.001	18:19:06.001	13	TVR 3000M

### Leader History

NO	NAME	FROM LAP	LAPS LED	DISTANCE	VEHICLE
9	Julian BARTER	1	13	24.05 miles	TVR 3000M

# HSCC 70's Road Sports & Historic Road Sports Championship

## RACE 18 - STATISTICS

CLASS : C

7 Starters

### Fastest Lap History

NO	NAME	LAP TIME	TIME OF DAY	LAP	VEHICLE
36	Frazer GIBNEY	<b>1:42.276</b>	18:00:38.025	1	Lotus Elan S1
36	Frazer GIBNEY	<b>1:37.277</b>	18:02:15.303	2	Lotus Elan S1
81	Adrian RUSSELL	<b>1:37.200</b>	18:02:15.530	2	Lotus Elan S2
36	Frazer GIBNEY	<b>1:35.696</b>	18:03:50.998	3	Lotus Elan S1
36	Frazer GIBNEY	<b>1:35.039</b>	18:07:01.928	5	Lotus Elan S1
36	Frazer GIBNEY	<b>1:33.938</b>	18:10:12.063	7	Lotus Elan S1
36	Frazer GIBNEY	<b>1:33.669</b>	18:11:45.731	8	Lotus Elan S1
36	Frazer GIBNEY	<b>1:33.075</b>	18:14:54.993	10	Lotus Elan S1
36	Frazer GIBNEY	<b>1:33.061</b>	18:19:36.309	13	Lotus Elan S1
81	Adrian RUSSELL	<b>1:33.011</b>	18:19:36.743	13	Lotus Elan S2

### Leader History

NO	NAME	FROM LAP	LAPS LED	DISTANCE	VEHICLE
36	Frazer GIBNEY	1	13	24.05 miles	Lotus Elan S1

# HSCC 70's Road Sports & Historic Road Sports Championship

## RACE 18 - STATISTICS

**CLASS : HTC**

2 Starters

### Fastest Lap History

NO	NAME	LAP TIME	TIME OF DAY	LAP	VEHICLE
54	Neil WOOD	<b>1:53.325</b>	18:00:49.080	1	Ford Anglia 105E
54	Neil WOOD	<b>1:45.453</b>	18:02:34.535	2	Ford Anglia 105E
54	Neil WOOD	<b>1:43.935</b>	18:15:00.343	9	Ford Anglia 105E

### Leader History

NO	NAME	FROM LAP	LAPS LED	DISTANCE	VEHICLE
54	Neil WOOD	1	12	22.20 miles	Ford Anglia 105E

# HSCC 70's Road Sports & Historic Road Sports Championship

## RACE 18 - STATISTICS

**CLASS : 70I**

2 Starters

### Fastest Lap History

NO	NAME	LAP TIME	TIME OF DAY	LAP	VEHICLE
166	Ben BRAIN	<b>2:01.955</b>	18:00:57.698	1	Alfa
166	Ben BRAIN	<b>1:51.047</b>	18:02:48.749	2	Alfa
166	Ben BRAIN	<b>1:47.200</b>	18:04:35.946	3	Alfa

### Leader History

NO	NAME	FROM LAP	LAPS LED	DISTANCE	VEHICLE
166	Ben BRAIN	1	11	20.35 miles	Alfa

# HSCC 70's Road Sports & Historic Road Sports Championship

## RACE 18 - STATISTICS

**CLASS : A**

1 Starters

### Fastest Lap History

NO	NAME	LAP TIME	TIME OF DAY	LAP	VEHICLE
115	Michael EAGLES	1:58.832	18:00:54.564	1	MG BGT V8
115	Michael EAGLES	1:53.801	18:02:48.361	2	MG BGT V8
115	Michael EAGLES	1:51.798	18:06:35.376	4	MG BGT V8

### Leader History

NO	NAME	FROM LAP	LAPS LED	DISTANCE	VEHICLE
115	Michael EAGLES	1	11	20.35 miles	MG BGT V8

# HSCC 70's Road Sports & Historic Road Sports Championship

## RACE 18 - STATISTICS

CLASS : HTE

1 Starters

### Fastest Lap History

NO	NAME	LAP TIME	TIME OF DAY	LAP	VEHICLE
94	Steve PLATTS	1:49.766	18:00:45.567	1	Singer Chamois
94	Steve PLATTS	1:42.999	18:02:28.566	2	Singer Chamois
94	Steve PLATTS	1:42.262	18:09:20.316	6	Singer Chamois
94	Steve PLATTS	1:42.222	18:11:02.538	7	Singer Chamois

### Leader History

NO	NAME	FROM LAP	LAPS LED	DISTANCE	VEHICLE
94	Steve PLATTS	1	12	22.20 miles	Singer Chamois



# HSCC 70's Road Sports & Historic Road Sports Championship

## RACE 18 - STATISTICS

CLASS : D

1 Starters

### Fastest Lap History

NO	NAME	LAP TIME	TIME OF DAY	LAP	VEHICLE
126	Dennis PICKETT	<b>2:00.594</b>	18:00:56.343	1	MG B
126	Dennis PICKETT	<b>1:49.656</b>	18:02:45.998	2	MG B
126	Dennis PICKETT	<b>1:47.208</b>	18:04:33.206	3	MG B
126	Dennis PICKETT	<b>1:46.340</b>	18:08:06.995	5	MG B
126	Dennis PICKETT	<b>1:43.516</b>	18:15:11.632	9	MG B
126	Dennis PICKETT	<b>1:43.342</b>	18:16:54.973	10	MG B
126	Dennis PICKETT	<b>1:42.624</b>	18:20:21.196	12	MG B

### Leader History

NO	NAME	FROM LAP	LAPS LED	DISTANCE	VEHICLE
126	Dennis PICKETT	1	12	22.20 miles	MG B

# HSCC 70's Road Sports & Historic Road Sports Championship

## RACE 18 - STATISTICS

CLASS : HTK3

1 Starters

### Fastest Lap History

NO	NAME	LAP TIME	TIME OF DAY	LAP	VEHICLE
230	Martyn ARMSTRONG	<b>1:58.958</b>	18:00:54.710	1	Morris Mini Cooper S
230	Martyn ARMSTRONG	<b>1:45.131</b>	18:02:39.838	2	Morris Mini Cooper S
230	Martyn ARMSTRONG	<b>1:44.735</b>	18:06:09.948	4	Morris Mini Cooper S
230	Martyn ARMSTRONG	<b>1:43.204</b>	18:13:10.669	8	Morris Mini Cooper S

### Leader History

NO	NAME	FROM LAP	LAPS LED	DISTANCE	VEHICLE
230	Martyn ARMSTRONG	1	12	22.20 miles	Morris Mini Cooper S

# HSCC 70's Road Sports & Historic Road Sports Championship

## RACE 18 - STATISTICS

**CLASS : G**

1 Starters

### Fastest Lap History

NO	NAME	LAP TIME	TIME OF DAY	LAP	VEHICLE
800	Tony SIGHE	<b>2:09.299</b>	18:01:05.042	1	Honda S800 Coupe
800	Tony SIGHE	<b>1:54.261</b>	18:02:59.305	2	Honda S800 Coupe

### Leader History

NO	NAME	FROM LAP	LAPS LED	DISTANCE	VEHICLE
800	Tony SIGHE	1	11	20.35 miles	Honda S800 Coupe